



Section 7

Arrest Data

Age of Persons Arrested

1998

Offenses	Under 10	10-12	13-14	15	16	17	Total Under 18
Index Offenses							
Murder	0	1	5	9	5	6	26
Forcible Rape	1	3	18	12	17	14	65
Robbery	0	5	25	32	49	79	190
Aggravated Assault	2	40	113	101	107	133	496
Burglary	16	101	278	220	205	277	1,097
Theft	33	401	949	761	824	952	3,920
Motor Vehicle Theft	0	7	50	55	67	60	239
Arson	3	10	5	3	7	3	31
Subtotal	55	568	1,443	1,193	1,281	1,524	6,064
Other Offenses							
Manslaughter by Negligence	0	0	0	0	0	0	0
Non-aggravated Assault	8	91	210	178	214	271	972
Forgery/Counterfeiting	0	2	26	7	16	67	118
Fraud	2	1	4	4	23	97	131
Embezzlement	0	0	0	0	1	0	1
Stolen Property: Buying Receiving, Possessing	3	23	89	68	94	111	388
Vandalism	8	39	94	55	69	76	341
Weapons: Carrying, Possession, etc.	0	24	63	53	85	108	333
Prostitution & Commercialized Vice	0	0	2	0	1	3	6
Sex Offenses (except Forcible Rape & Prostitution)	6	6	14	9	9	18	62
Gambling	0	0	2	1	2	6	11
Offenses Against Family & Children	0	0	2	6	7	3	18
Driving Under the Influence	3	0	4	15	86	197	305
Liquor Laws	0	3	46	83	172	343	647
Drunkenness	3	2	46	67	134	250	502
Disorderly Conduct	3	90	356	293	331	366	1,439
Vagrancy	0	1	16	17	20	35	89
All Other (except Traffic)	47	256	771	707	1,048	1,458	4,287
Suspicion	0	0	3	8	20	33	64
Curfew & Loitering Law Violations	17	117	400	387	453	427	1,801
Runaways	11	72	334	286	277	192	1,172
Subtotal	111	727	2,482	2,244	3,062	4,061	12,687
Narcotics-Sale/Manufacture							
Opium or Cocaine	0	0	6	3	13	30	52
Marijuana	0	0	6	17	28	40	91
Synthetic Narcotics	0	0	3	0	3	5	11
Other Dangerous Non-Narcotic Drugs	0	0	2	2	1	2	7
Sale/Manufacture Subtotal	0	0	17	22	45	77	161
Narcotics-Possession							
Opium or Cocaine	0	1	16	29	56	76	178
Marijuana	0	17	90	160	236	367	870
Synthetic Narcotics	0	2	7	7	5	20	41
Other Dangerous Non-Narcotic Drugs	0	0	5	6	11	9	31
Possession Subtotal	0	20	118	202	308	472	1,120
Total Drug Arrests	0	20	135	224	353	549	1,281
Total Arrests	166	1,315	4,060	3,661	4,696	6,134	20,032

Age of Persons Arrested

1998

18	19	20	21	22	23	24	25-29	30-34	35-39	40-44	45-49	50-54	55-59	60-64	65 & Over	Total 18 & Over
12	11	10	6	7	3	4	22	21	24	17	6	7	3	5	2	160
27	16	10	21	7	11	11	49	54	47	36	17	14	3	6	5	334
97	66	63	61	32	28	33	116	99	59	42	26	8	0	1	0	731
152	179	164	150	152	141	148	642	604	560	384	217	110	44	32	29	3,708
357	243	148	164	95	111	87	340	321	223	153	48	19	4	2	7	2,322
1,023	841	731	631	433	410	356	1,640	1,663	1,442	961	478	278	116	77	115	11,195
46	41	26	24	16	13	17	56	43	45	20	14	2	3	2	1	369
14	6	2	2	1	1	3	16	12	17	13	7	0	1	1	2	98
1,728	1,403	1,154	1,059	743	718	659	2,881	2,817	2,417	1,626	813	438	174	126	161	18,917
0	6	2	0	3	1	0	6	4	4	2	1	0	0	0	0	29
340	347	355	358	329	298	356	1,534	1,257	1,206	779	391	199	88	43	58	7,938
98	139	133	103	108	78	127	445	379	317	195	105	29	9	9	5	2,279
388	720	844	1,001	892	869	973	4,159	3,377	2,686	1,623	896	464	175	109	68	19,244
1	0	1	0	0	2	0	1	5	3	1	1	0	1	0	0	16
137	121	87	100	79	78	64	261	208	160	107	57	20	9	11	4	1,503
84	75	74	54	47	49	38	172	118	102	62	26	22	4	2	6	935
141	151	137	115	103	86	85	346	321	333	185	113	74	37	16	20	2,263
8	8	14	10	9	9	8	56	69	60	36	26	13	8	3	0	337
22	31	52	17	14	16	19	80	91	77	144	45	30	28	15	17	698
4	9	4	8	8	1	4	14	12	12	13	7	2	3	5	2	108
29	46	34	56	49	54	65	278	324	312	184	72	26	21	15	10	1,575
505	575	628	615	543	565	621	2,895	2,721	2,995	2,406	1,371	869	461	236	270	18,276
478	487	386	155	105	81	82	241	203	192	119	87	41	35	30	26	2,748
524	601	569	689	569	524	510	2,468	2,924	3,307	2,694	1,515	925	471	206	220	18,716
495	520	428	417	320	309	310	1,113	971	852	578	322	179	78	34	44	6,970
76	57	48	48	36	38	19	139	148	165	77	32	17	10	4	6	920
3,179	3,931	4,275	4,177	3,659	3,624	3,415	14,083	12,029	10,230	6,349	3,110	1,479	689	355	429	75,013
38	40	36	23	32	19	25	67	58	55	37	18	16	6	2	2	474
0	0	0	0	0	0	0	0	0	0	0	0	0	0	0	0	0
0	0	0	0	0	0	0	0	0	0	0	0	0	0	0	0	0
6,547	7,864	8,107	7,946	6,905	6,701	6,721	28,358	25,219	23,068	15,591	8,195	4,405	2,133	1,095	1,187	160,042
45	53	52	45	50	41	31	178	143	149	127	39	23	8	0	3	987
73	82	63	50	55	43	54	195	138	143	101	56	17	8	2	4	1,084
23	32	25	28	22	27	27	201	161	182	143	58	24	11	2	1	967
4	6	4	4	8	3	1	19	27	19	12	5	3	0	0	0	115
145	173	144	127	135	114	113	593	469	493	383	158	67	27	4	8	3,153
85	92	88	70	76	71	58	241	268	252	169	85	24	8	2	3	1,592
577	597	524	427	355	277	304	1,120	867	777	439	188	68	16	9	8	6,553
42	47	40	60	33	31	25	238	206	215	122	65	18	8	2	1	1,153
18	25	27	20	12	16	18	97	88	100	44	26	11	1	1	0	504
722	761	679	577	476	395	405	1,696	1,429	1,344	774	364	121	33	14	12	9,802
867	934	823	704	611	509	518	2,289	1,898	1,837	1,157	522	188	60	18	20	12,955
9,142	10,201	10,084	9,709	8,259	7,928	7,898	33,528	29,934	27,322	18,374	9,530	5,031	2,367	1,239	1,368	191,914

Race & Sex of Persons Arrested

1998

Offenses	Sex		Race			Total
	Male	Female	White	Black	Other	
Index Offenses						
Murder	159	27	87	98	1	186
Forcible Rape	399	0	236	161	2	399
Robbery	797	124	277	641	3	921
Aggravated Assault	3,402	802	1,890	2,296	18	4,204
Burglary	3,122	297	1,869	1,540	10	3,419
Theft	9,794	5,321	8,855	6,132	128	15,115
Motor Vehicle Theft	534	74	375	230	3	608
Arson	122	7	79	50	0	129
Subtotal	18,329	6,652	13,668	11,148	165	24,981
Other Offenses						
Manslaughter by Negligence	26	3	20	9	0	29
Non-aggravated Assault	7,100	1,810	5,375	3,480	55	8,910
Forgery/Counterfeiting	1,387	1,010	1,645	743	9	2,397
Fraud	9,347	10,028	15,599	3,699	77	19,375
Embezzlement	11	6	14	3	0	17
Stolen Property: Buying Receiving, Possessing	1,577	314	905	964	22	1,891
Vandalism	1,012	264	726	543	7	1,276
Weapons: Carrying, Possession, etc.	2,320	276	1,379	1,210	7	2,596
Prostitution & Commercialized Vice	191	152	134	207	2	343
Sex Offenses (except Forcible Rape & Prostitution)	728	32	643	114	3	760
Gambling	114	5	9	108	2	119
Offenses Against Family & Children	1,342	251	1,302	284	7	1,593
Driving Under the Influence	16,084	2,497	14,992	3,408	181	18,581
Liquor Laws	2,833	562	2,482	861	52	3,395
Drunkenness	16,575	2,643	14,014	5,037	167	19,218
Disorderly Conduct	6,251	2,158	4,171	4,200	38	8,409
Vagrancy	665	344	390	617	2	1,009
All Other (except Traffic)	60,946	18,354	48,716	30,170	414	79,300
Suspicion	434	104	211	325	2	538
Curfew & Loitering Law Violations	1,358	443	950	807	44	1,801
Runaways	497	675	823	335	14	1,172
Subtotal	130,798	41,931	114,500	57,124	1,105	172,729
Narcotics-Sale/Manufacture						
Opium or Cocaine	863	176	406	628	5	1,039
Marijuana	938	237	808	364	3	1,175
Synthetic Narcotics	735	243	915	60	3	978
Other Dangerous Non-Narcotic Drugs	90	32	91	31	0	122
Sale/Manufacture Subtotal	2,626	688	2,220	1,083	11	3,314
Narcotics-Possession						
Opium or Cocaine	1,489	281	670	1,092	8	1,770
Marijuana	6,408	1,015	5,205	2,170	48	7,423
Synthetic Narcotics	914	280	1,023	171	0	1,194
Other Dangerous Non-Narcotic Drugs	376	159	428	107	0	535
Possession Subtotal	9,187	1,735	7,326	3,540	56	10,922
Total Drug Arrests	11,813	2,423	9,546	4,623	67	14,236
Total Arrests	160,940	51,006	137,714	72,895	1,337	211,946

Distribution of Arrests by Offense

1998

Offenses	Arrests		Percent Change	1998 Percent Distribution	1998 Crime Rate ¹
	1998	1997			
Index Offenses					
Murder	186	222	-16.2%	0.1%	7.3
Forcible Rape	399	492	-18.9%	0.2%	15.8
Robbery	921	1,032	-10.8%	0.4%	36.4
Aggravated Assault	4,204	4,548	-7.6%	2.0%	166.0
Burglary	3,419	3,486	-1.9%	1.6%	135.0
Theft	15,115	16,164	-6.5%	7.1%	596.8
Motor Vehicle Theft	608	523	16.3%	0.3%	24.0
Arson	129	125	3.2%	0.1%	5.1
Subtotal	24,981	26,592	-6.1%	11.8%	986.4
Other Offenses					
Manslaughter by Negligence	29	27	7.4%	0.0%	1.1
Non-aggravated Assault	8,910	9,015	-1.2%	4.2%	351.8
Forgery/Counterfeiting	2,397	2,311	3.7%	1.1%	94.6
Fraud	19,375	18,568	4.3%	9.1%	765.0
Embezzlement	17	19	-10.5%	0.0%	0.7
Stolen Property: Buying Receiving, Possessing	1,891	2,221	-14.9%	0.9%	74.7
Vandalism	1,276	1,421	-10.2%	0.6%	50.4
Weapons: Carrying, Possession, etc.	2,596	2,715	-4.4%	1.2%	102.5
Prostitution & Commercialized Vice	343	174	97.1%	0.2%	13.5
Sex Offenses (except Forcible Rape & Prostitution)	760	593	28.2%	0.4%	30.0
Gambling	119	119	0.0%	0.1%	4.7
Offenses Against Family & Children	1,593	1,584	0.6%	0.8%	62.9
Driving Under the Influence	18,581	18,792	-1.1%	8.8%	733.7
Liquor Laws	3,395	3,011	12.8%	1.6%	134.1
Drunkenness	19,218	19,033	1.0%	9.1%	758.8
Disorderly Conduct	8,409	8,793	-4.4%	4.0%	332.0
Vagrancy	1,009	929	8.6%	0.5%	39.8
All Other (except Traffic)	79,300	77,207	2.7%	37.4%	3,131.2
Suspicion	538	1,018	-47.2%	0.3%	21.2
Curfew & Loitering Law Violations	1,801	2,476	-27.3%	0.8%	71.1
Runaways	1,172	1,240	-5.5%	0.6%	46.3
Subtotal	172,729	171,266	0.9%	81.5%	6,820.3
Narcotics-Sale/Manufacture					
Opium or Cocaine	1,039	1,009	3.0%	0.5%	41.0
Marijuana	1,175	1,294	-9.2%	0.6%	46.4
Synthetic Narcotics	978	752	30.1%	0.5%	38.6
Other Dangerous Non-Narcotic Drugs	122	54	125.9%	0.1%	4.8
Sale/Manufacture Subtotal	3,314	3,109	6.6%	1.6%	130.9
Narcotics-Possession					
Opium or Cocaine	1,770	1,611	9.9%	0.8%	69.9
Marijuana	7,423	6,695	10.9%	3.5%	293.1
Synthetic Narcotics	1,194	1,059	12.7%	0.6%	47.1
Other Dangerous Non-Narcotic Drugs	535	384	39.3%	0.3%	21.1
Possession Subtotal	10,922	9,749	12.0%	5.2%	431.3
Total Drug Arrests	14,236	12,858	10.7%	6.7%	562.1
Total Arrests	211,946	210,716	0.6%	100.0%	8,368.8

¹Crime Rate is calculated per 100,000.

Arrest by Contributor

1998

Contributor	Arkansas Co. Total		Arkansas Co. Sheriff		Dewitt		Stuttgart		Ashley Co. Total		Ashley Co. Sheriff		Crossett		Hamburg		Baxter Co. Total	
	Adult	Juvenile	Adult	Juvenile	Adult	Juvenile	Adult	Juvenile	Adult	Juvenile	Adult	Juvenile	Adult	Juvenile	Adult	Juvenile	Adult	Juvenile
Murder	2	0	0	0	0	0	2	0	6	3	3	1	3	2	0	0	0	0
Forcible Rape	1	1	0	1	0	0	1	0	4	0	2	0	0	0	2	0	1	0
Robbery	0	0	0	0	0	0	0	0	11	3	7	0	3	3	1	0	2	0
Aggravated Assault	17	2	4	0	4	2	9	0	27	1	24	0	1	0	2	1	15	0
Burglary	7	2	2	0	0	0	5	2	54	15	32	0	16	9	6	6	19	3
Theft	68	18	1	0	35	5	32	13	115	16	51	0	58	15	6	1	94	29
Motor Vehicle Theft	2	1	0	0	2	0	0	1	1	0	0	0	0	0	1	0	1	4
Arson	0	0	0	0	0	0	0	0	1	0	1	0	0	0	0	0	0	0
Neg. Manslaughter	0	0	0	0	0	0	0	0	0	0	0	0	0	0	0	0	0	0
Simple Assault	97	10	0	0	18	2	79	8	112	8	49	0	52	4	11	4	71	4
Forgery/Counterfeiting	6	1	1	0	3	0	2	1	19	0	5	0	13	0	1	0	3	1
Fraud	39	0	6	0	0	0	33	0	104	0	84	0	20	0	0	0	166	0
Embezzlement	0	0	0	0	0	0	0	0	0	0	0	0	0	0	0	0	0	0
Stolen Property	7	1	3	0	0	0	4	1	23	3	0	0	22	2	1	1	5	1
Vandalism	3	6	0	0	3	4	0	2	11	3	0	0	11	3	0	0	0	0
Weapons Violation	20	1	2	0	3	0	15	1	38	4	17	0	14	4	7	0	10	1
Prostitution/Vice	0	0	0	0	0	0	0	0	0	0	0	0	0	0	0	0	0	0
Sex Offenses	1	0	0	0	1	0	0	0	7	0	4	0	2	0	1	0	10	2
Drug Sale/Mfg.	21	0	12	0	0	0	9	0	17	0	17	0	0	0	0	0	37	0
Drug Possession	64	6	8	1	6	2	50	3	213	11	124	0	51	9	38	2	100	10
Gambling	4	1	0	0	4	1	0	0	9	0	9	0	0	0	0	0	0	0
Family/Children Off.	23	0	0	0	0	0	23	0	8	0	0	0	8	0	0	0	35	0
DUI	153	6	8	0	27	1	118	5	224	3	112	0	61	2	51	1	401	5
Liquor Laws	36	12	3	0	6	0	27	12	77	6	39	0	3	2	35	4	58	4
Drunkenness	210	14	11	0	36	3	163	11	269	1	146	0	39	0	84	1	248	3
Disorderly Conduct	133	24	6	0	24	6	103	18	85	12	45	0	17	12	23	0	49	7
Vagrancy	0	0	0	0	0	0	0	0	1	0	0	0	1	0	0	0	0	0
Other (Except Traffic)	300	38	0	0	53	9	247	29	799	12	565	0	212	10	22	2	404	12
Suspicion	2	0	0	0	1	0	1	0	112	0	0	0	112	0	0	0	0	0
Curfew & Loitering	0	16	0	0	0	3	0	13	0	18	0	0	18	0	0	0	0	0
Runaways	0	0	0	0	0	0	0	0	0	0	0	0	0	0	0	0	0	2
Total	1,216	160	67	2	226	38	923	120	2,347	119	1,336	1	719	95	292	23	1,729	88

Arrest by Contributor

1998

Contributor	Baxter Co. Sheriff		Mountain Home		Benton Co. Total		Benton Co. Sheriff		Bentonville		Lowell		NWACC		Rogers		Siloam Springs		
	Adult	Juvenile	Adult	Juvenile	Adult	Juvenile	Adult	Juvenile	Adult	Juvenile	Adult	Juvenile	Adult	Juvenile	Adult	Juvenile	Adult	Juvenile	
Murder	0	0	0	0	4	0	3	0	0	0	0	0	0	0	0	1	0	0	0
Forcible Rape	1	0	0	0	26	11	23	9	0	0	0	0	0	0	0	1	0	2	2
Robbery	1	0	1	0	14	6	10	4	1	0	0	0	0	0	0	3	2	0	0
Aggravated Assault	14	0	1	0	63	15	19	4	5	0	13	1	0	0	21	10	5	0	
Burglary	11	1	8	2	77	66	53	23	6	9	0	6	0	0	13	21	5	7	
Theft	49	1	45	28	302	153	98	32	46	10	14	8	0	0	120	78	24	25	
Motor Vehicle Theft	0	3	1	1	13	12	4	2	2	6	0	0	0	0	6	1	1	3	
Arson	0	0	0	0	13	1	13	1	0	0	0	0	0	0	0	0	0	0	
Neg. Manslaughter	0	0	0	0	2	0	2	0	0	0	0	0	0	0	0	0	0	0	
Simple Assault	36	0	35	4	528	64	299	16	37	2	0	0	0	0	97	29	95	17	
Forgery/Counterfeiting	2	0	1	1	159	14	83	4	14	0	11	2	0	0	41	7	10	1	
Fraud	163	0	3	0	868	6	244	0	2	0	0	0	0	0	445	3	177	3	
Embezzlement	0	0	0	0	1	1	1	0	0	1	0	0	0	0	0	0	0	0	
Stolen Property	1	0	4	1	53	11	27	3	4	1	9	2	0	0	2	2	11	3	
Vandalism	0	0	0	0	34	28	0	0	1	0	2	1	0	0	21	20	10	7	
Weapons Violation	8	0	2	1	64	25	24	4	6	0	1	0	0	0	24	21	9	0	
Prostitution/Vice	0	0	0	0	0	0	0	0	0	0	0	0	0	0	0	0	0	0	
Sex Offenses	10	1	0	1	139	0	124	0	2	0	0	0	0	0	12	0	1	0	
Drug Sale/Mfg.	31	0	6	0	174	5	104	0	1	0	4	0	0	0	47	5	18	0	
Drug Possession	66	0	34	10	355	36	193	6	30	2	29	0	0	0	70	25	33	3	
Gambling	0	0	0	0	1	0	0	0	1	0	0	0	0	0	0	0	0	0	
Family/Children Off.	35	0	0	0	61	0	52	0	5	0	2	0	0	0	1	0	1	0	
DUI	272	3	129	2	1,555	27	1,072	6	125	6	87	3	0	0	156	7	115	5	
Liquor Laws	47	0	11	4	26	19	1	0	3	3	1	2	0	0	12	8	9	6	
Drunkenness	153	0	95	3	350	37	113	12	12	2	9	3	0	0	124	14	92	6	
Disorderly Conduct	17	0	32	7	79	71	26	12	3	3	1	0	0	0	39	50	10	6	
Vagrancy	0	0	0	0	0	0	0	0	0	0	0	0	0	0	0	0	0	0	
Other (Except Traffic)	362	2	42	10	4,696	275	1,486	116	913	46	392	2	0	0	1,536	83	369	28	
Suspicion	0	0	0	0	1	2	0	0	0	2	0	0	0	0	0	0	1	0	
Curfew & Loitering	0	0	0	0	0	17	0	0	0	0	0	0	0	0	0	0	0	17	
Runaways	0	0	0	2	0	37	0	2	0	33	0	2	0	0	0	0	0	0	
Total	1,279	11	450	77	9,658	939	4,074	256	1,219	126	575	32	0	0	2,792	386	998	139	

Arrest by Contributor

1998

Contributor	Boone Co. Total		Boone Co. Sheriff		Harrison		Bradley Co. Total		Bradley Co. Sheriff		Warren		Calhoun Co. Total		Calhoun Co. Sheriff		Carroll Co. Total		
	Adult	Juvenile	Adult	Juvenile	Adult	Juvenile	Adult	Juvenile	Adult	Juvenile	Adult	Juvenile	Adult	Juvenile	Adult	Juvenile	Adult	Juvenile	
Murder	0	0	0	0	0	0	0	0	0	0	0	0	0	1	0	1	0	2	0
Forcible Rape	6	1	3	0	3	1	2	0	1	0	1	0	1	0	1	0	6	1	
Robbery	6	0	5	0	1	0	3	0	0	0	3	0	0	0	0	0	5	0	
Aggravated Assault	10	2	5	0	5	2	21	0	0	0	21	0	1	0	1	0	43	2	
Burglary	20	5	8	0	12	5	14	0	3	0	11	0	8	1	8	1	24	8	
Theft	174	32	28	4	146	28	29	0	0	0	29	0	13	0	13	0	46	29	
Motor Vehicle Theft	7	0	3	0	4	0	1	0	1	0	0	0	0	0	0	0	4	8	
Arson	1	0	1	0	0	0	0	0	0	0	0	0	0	0	0	0	0	1	
Neg. Manslaughter	0	0	0	0	0	0	0	0	0	0	0	0	0	0	0	0	0	0	
Simple Assault	58	13	20	0	38	13	11	0	5	0	6	0	3	0	3	0	67	6	
Forgery/Counterfeiting	34	2	5	0	29	2	7	0	0	0	7	0	1	0	1	0	18	0	
Fraud	406	8	93	3	313	5	5	0	0	0	5	0	5	0	5	0	107	1	
Embezzlement	0	0	0	0	0	0	0	0	0	0	0	0	0	0	0	0	0	0	
Stolen Property	6	1	0	0	6	1	3	0	0	0	3	0	0	0	0	0	1	5	
Vandalism	0	0	0	0	0	0	0	0	0	0	0	0	1	0	1	0	4	8	
Weapons Violation	21	8	1	0	20	8	11	0	3	0	8	0	0	0	0	0	8	0	
Prostitution/Vice	1	0	0	0	1	0	0	0	0	0	0	0	0	0	0	0	0	0	
Sex Offenses	27	4	8	1	19	3	1	0	0	0	1	0	0	0	0	0	5	1	
Drug Sale/Mfg.	68	4	28	0	40	4	35	0	5	0	30	0	11	0	11	0	52	4	
Drug Possession	131	16	32	0	99	16	19	0	9	0	10	0	12	0	12	0	62	4	
Gambling	0	0	0	0	0	0	0	0	0	0	0	0	1	0	1	0	0	0	
Family/Children Off.	57	0	2	0	55	0	0	0	0	0	0	0	3	0	3	0	17	0	
DUI	282	9	140	5	142	4	81	0	16	0	65	0	33	0	33	0	171	6	
Liquor Laws	6	8	0	0	6	8	10	0	0	0	10	0	4	0	4	0	7	5	
Drunkenness	136	4	44	0	92	4	28	0	3	0	25	0	8	0	8	0	105	8	
Disorderly Conduct	82	13	3	1	79	12	21	0	2	0	19	0	9	0	9	0	29	2	
Vagrancy	0	0	0	0	0	0	0	0	0	0	0	0	0	0	0	0	1	0	
Other (Except Traffic)	869	69	484	14	385	55	53	0	14	0	39	0	49	0	49	0	524	18	
Suspicion	0	0	0	0	0	0	0	0	0	0	0	0	0	0	0	0	0	0	
Curfew & Loitering	0	11	0	0	0	11	0	0	0	0	0	0	0	0	0	0	0	6	
Runaways	0	0	0	0	0	0	0	0	0	0	0	0	0	0	0	0	0	0	
Total	2,408	210	913	28	1,495	182	355	0	62	0	293	0	164	1	164	1	1,308	123	

Arrest by Contributor

1998

Contributor	Carroll Co. Sheriff		Berryville		Eureka Springs		Green Forest		Chicot Co. Total		Chicot Co. Sheriff		Dermott		Eudora		Lake Village	
	Adult	Juvenile	Adult	Juvenile	Adult	Juvenile	Adult	Juvenile	Adult	Juvenile	Adult	Juvenile	Adult	Juvenile	Adult	Juvenile	Adult	Juvenile
Murder	2	0	0	0	0	0	0	0	0	0	0	0	0	0	0	0	0	0
Forcible Rape	4	1	0	0	0	0	2	0	2	0	0	0	1	0	0	0	1	0
Robbery	0	0	0	0	0	0	5	0	3	2	0	0	0	0	1	1	2	1
Aggravated Assault	4	1	22	1	1	0	16	0	15	5	1	0	0	0	11	4	3	1
Burglary	8	2	3	5	2	0	11	1	9	10	0	0	4	0	3	7	2	3
Theft	14	2	20	16	9	11	3	0	86	4	0	0	53	0	9	3	24	1
Motor Vehicle Theft	0	2	3	4	0	2	1	0	2	1	0	0	0	0	2	0	0	1
Arson	0	1	0	0	0	0	0	0	0	0	0	0	0	0	0	0	0	0
Neg. Manslaughter	0	0	0	0	0	0	0	0	0	0	0	0	0	0	0	0	0	0
Simple Assault	51	3	0	0	16	3	0	0	101	2	0	0	73	0	1	0	27	2
Forgery/Counterfeiting	13	0	4	0	1	0	0	0	9	0	0	0	6	0	2	0	1	0
Fraud	107	1	0	0	0	0	0	0	16	0	0	0	3	0	0	0	13	0
Embezzlement	0	0	0	0	0	0	0	0	0	0	0	0	0	0	0	0	0	0
Stolen Property	0	0	0	5	1	0	0	0	7	5	0	0	4	0	0	4	3	1
Vandalism	4	1	0	7	0	0	0	0	13	0	0	0	0	0	0	0	13	0
Weapons Violation	6	0	0	0	2	0	0	0	41	1	0	0	30	0	1	0	10	1
Prostitution/Vice	0	0	0	0	0	0	0	0	0	0	0	0	0	0	0	0	0	0
Sex Offenses	4	0	1	0	0	0	0	1	2	0	0	0	0	0	0	0	2	0
Drug Sale/Mfg.	48	2	0	0	1	2	3	0	47	1	0	0	24	0	2	0	21	1
Drug Possession	49	2	9	2	1	0	3	0	40	3	0	0	12	0	1	0	27	3
Gambling	0	0	0	0	0	0	0	0	0	0	0	0	0	0	0	0	0	0
Family/Children Off.	17	0	0	0	0	0	0	0	3	0	0	0	0	0	1	0	2	0
DUI	101	3	38	2	27	1	5	0	165	1	0	0	68	1	41	0	56	0
Liquor Laws	5	0	2	2	0	3	0	0	32	11	0	0	31	11	1	0	0	0
Drunkenness	66	5	19	3	19	0	1	0	188	3	0	0	170	0	7	1	11	2
Disorderly Conduct	10	0	13	0	5	2	1	0	177	8	0	0	115	0	14	7	48	1
Vagrancy	0	0	1	0	0	0	0	0	0	0	0	0	0	0	0	0	0	0
Other (Except Traffic)	373	6	143	12	8	0	0	0	59	10	1	0	3	0	14	8	41	2
Suspicion	0	0	0	0	0	0	0	0	0	0	0	0	0	0	0	0	0	0
Curfew & Loitering	0	0	0	0	0	6	0	0	0	57	0	0	0	52	0	5	0	0
Runaways	0	0	0	0	0	0	0	0	0	0	0	0	0	0	0	0	0	0
Total	886	32	278	59	93	30	51	2	1,017	124	2	0	597	64	111	40	307	20

Arrest by Contributor

1998

Contributor	Clark Co. Total		Clark Co. Sheriff		Arkadelphia		Gurdon		HSU		Clay Co. Total		Clay Co. Sheriff		Corning		Piggott	
	Adult	Juvenile	Adult	Juvenile	Adult	Juvenile	Adult	Juvenile	Adult	Juvenile	Adult	Juvenile	Adult	Juvenile	Adult	Juvenile	Adult	Juvenile
Murder	0	0	0	0	0	0	0	0	0	0	0	0	0	0	0	0	0	0
Forcible Rape	3	0	3	0	0	0	0	0	0	0	0	0	0	0	0	0	0	0
Robbery	1	0	1	0	0	0	0	0	0	0	0	0	0	0	0	0	0	0
Aggravated Assault	19	1	13	0	6	1	0	0	0	0	12	0	9	0	3	0	0	0
Burglary	10	11	8	2	2	4	0	5	0	0	4	2	4	2	0	0	0	0
Theft	126	37	16	0	105	34	0	3	5	0	24	0	6	0	6	0	12	0
Motor Vehicle Theft	1	1	1	1	0	0	0	0	0	0	0	0	0	0	0	0	0	0
Arson	0	0	0	0	0	0	0	0	0	0	0	0	0	0	0	0	0	0
Neg. Manslaughter	1	0	1	0	0	0	0	0	0	0	0	0	0	0	0	0	0	0
Simple Assault	102	10	18	0	75	10	4	0	5	0	21	0	2	0	8	0	11	0
Forgery/Counterfeiting	9	0	9	0	0	0	0	0	0	0	1	0	1	0	0	0	0	0
Fraud	308	0	308	0	0	0	0	0	0	0	36	0	0	0	0	0	36	0
Embezzlement	0	0	0	0	0	0	0	0	0	0	0	0	0	0	0	0	0	0
Stolen Property	10	0	3	0	0	0	1	0	6	0	1	0	1	0	0	0	0	0
Vandalism	1	4	0	3	0	1	1	0	0	0	0	0	0	0	0	0	0	0
Weapons Violation	33	8	10	0	17	6	5	1	1	1	5	0	4	0	0	0	1	0
Prostitution/Vice	0	0	0	0	0	0	0	0	0	0	0	0	0	0	0	0	0	0
Sex Offenses	4	1	3	0	1	1	0	0	0	0	2	0	2	0	0	0	0	0
Drug Sale/Mfg.	17	1	9	0	7	0	0	1	1	0	19	0	14	0	2	0	3	0
Drug Possession	99	4	16	0	69	3	9	0	5	1	81	0	49	0	10	0	22	0
Gambling	0	0	0	0	0	0	0	0	0	0	1	0	0	0	0	0	1	0
Family/Children Off.	5	0	3	0	2	0	0	0	0	0	28	0	21	0	0	0	7	0
DUI	169	1	47	0	83	0	37	1	2	0	78	2	37	0	18	0	23	2
Liquor Laws	175	4	36	0	113	4	1	0	25	0	9	0	2	0	2	0	5	0
Drunkenness	172	2	27	0	111	2	16	0	18	0	47	0	17	0	13	0	17	0
Disorderly Conduct	87	23	14	0	55	16	14	6	4	1	26	2	5	0	1	0	20	2
Vagrancy	1	0	0	0	1	0	0	0	0	0	0	0	0	0	0	0	0	0
Other (Except Traffic)	301	54	30	0	252	52	3	2	16	0	113	0	105	0	3	0	5	0
Suspicion	0	0	0	0	0	0	0	0	0	0	1	0	0	0	0	0	1	0
Curfew & Loitering	0	2	0	0	0	2	0	0	0	0	0	0	0	0	0	0	0	0
Runaways	0	4	0	0	0	4	0	0	0	0	0	0	0	0	0	0	0	0
Total	1,654	168	576	6	899	140	91	19	88	3	509	6	279	2	66	0	164	4

Arrest by Contributor

1998

Contributor	Clebune Co. Total		Clebune Co. Sheriff		Heber Springs		Cleveland Co. Total		Cleveland Co. Sheriff		Columbia Co. Total		Columbia Co. Sheriff		Magnolia		SAU	
	Adult	Juvenile	Adult	Juvenile	Adult	Juvenile	Adult	Juvenile	Adult	Juvenile	Adult	Juvenile	Adult	Juvenile	Adult	Juvenile	Adult	Juvenile
Murder	1	0	1	0	0	0	0	0	0	0	2	1	1	1	1	0	0	0
Forcible Rape	1	0	1	0	0	0	0	0	0	0	1	0	0	0	1	0	0	0
Robbery	0	0	0	0	0	0	0	0	0	0	4	0	0	0	4	0	0	0
Aggravated Assault	8	1	4	0	4	1	2	0	2	0	72	13	50	4	22	9	0	0
Burglary	20	6	13	0	7	6	1	0	1	0	57	12	30	6	27	6	0	0
Theft	66	21	29	0	37	21	12	0	12	0	159	48	44	5	114	43	1	0
Motor Vehicle Theft	0	0	0	0	0	0	0	0	0	0	8	1	2	0	6	1	0	0
Arson	0	0	0	0	0	0	0	0	0	0	6	0	2	0	4	0	0	0
Neg. Manslaughter	0	0	0	0	0	0	0	0	0	0	1	0	0	0	1	0	0	0
Simple Assault	25	3	10	0	15	3	0	0	0	0	69	16	1	0	68	16	0	0
Forgery/Counterfeiting	5	0	4	0	1	0	2	0	2	0	30	0	8	0	22	0	0	0
Fraud	73	0	73	0	0	0	0	0	0	0	269	2	268	2	1	0	0	0
Embezzlement	1	0	1	0	0	0	0	0	0	0	0	0	0	0	0	0	0	0
Stolen Property	0	0	0	0	0	0	0	0	0	0	7	0	1	0	6	0	0	0
Vandalism	1	3	1	0	0	3	0	0	0	0	29	4	6	0	23	4	0	0
Weapons Violation	8	2	5	0	3	2	0	0	0	0	24	6	6	2	17	4	1	0
Prostitution/Vice	0	0	0	0	0	0	0	0	0	0	0	0	0	0	0	0	0	0
Sex Offenses	1	0	1	0	0	0	0	0	0	0	1	1	0	0	1	1	0	0
Drug Sale/Mfg.	36	2	29	0	7	2	8	0	8	0	1	0	1	0	0	0	0	0
Drug Possession	53	5	31	0	22	5	10	0	10	0	49	8	4	2	45	6	0	0
Gambling	0	0	0	0	0	0	0	0	0	0	0	0	0	0	0	0	0	0
Family/Children Off.	3	0	2	0	1	0	0	0	0	0	13	0	13	0	0	0	0	0
DUI	120	0	68	0	52	0	70	0	70	0	64	2	39	2	24	0	1	0
Liquor Laws	17	4	8	0	9	4	0	0	0	0	34	16	1	0	26	12	7	4
Drunkenness	117	2	73	0	44	2	47	0	47	0	15	1	3	0	12	1	0	0
Disorderly Conduct	50	12	24	0	26	12	2	0	2	0	104	13	28	1	76	12	0	0
Vagrancy	0	0	0	0	0	0	0	0	0	0	0	0	0	0	0	0	0	0
Other (Except Traffic)	208	15	179	0	29	15	0	0	0	0	382	21	135	2	240	18	7	1
Suspicion	0	0	0	0	0	0	0	0	0	0	0	0	0	0	0	0	0	0
Curfew & Loitering	0	1	0	0	0	1	0	0	0	0	0	1	0	0	1	0	0	0
Runaways	0	0	0	0	0	0	0	0	0	0	0	2	0	0	2	0	0	0
Total	814	77	557	0	257	77	154	0	154	0	1,401	168	643	27	741	136	17	5

Arrest by Contributor

1998

Contributor	Conway Co. Total		Conway Co. Sheriff		Morrilton		Craighead Co. Total		Craighead Co. Sheriff		ASU		Jonesboro		Crawford Co. Total		Crawford Co. Sheriff	
	Adult	Juvenile	Adult	Juvenile	Adult	Juvenile	Adult	Juvenile	Adult	Juvenile	Adult	Juvenile	Adult	Juvenile	Adult	Juvenile	Adult	Juvenile
Murder	0	0	0	0	0	0	2	2	0	2	0	0	2	0	2	1	1	1
Forcible Rape	8	0	7	0	1	0	8	5	2	0	0	0	6	5	2	1	1	0
Robbery	1	0	0	0	1	0	17	3	1	0	0	0	16	3	0	0	0	0
Aggravated Assault	1	0	1	0	0	0	84	15	8	0	2	0	74	15	23	6	14	0
Burglary	16	0	12	0	4	0	101	68	18	3	0	0	83	65	24	5	18	0
Theft	12	0	9	0	3	0	635	250	13	7	1	1	621	242	83	32	34	0
Motor Vehicle Theft	1	0	1	0	0	0	28	19	5	2	0	3	23	14	2	0	1	0
Arson	0	0	0	0	0	0	1	0	1	0	0	0	0	0	4	0	4	0
Neg. Manslaughter	0	0	0	0	0	0	0	0	0	0	0	0	0	0	0	0	0	0
Simple Assault	26	0	14	0	12	0	252	80	5	0	2	2	245	78	146	27	50	0
Forgery/Counterfeiting	6	0	4	0	2	0	88	2	12	0	0	0	76	2	35	3	15	0
Fraud	32	0	32	0	0	0	890	6	319	3	0	0	571	3	233	0	191	0
Embezzlement	0	0	0	0	0	0	0	0	0	0	0	0	0	0	1	0	1	0
Stolen Property	6	0	3	0	3	0	41	3	17	3	2	0	22	0	31	9	27	9
Vandalism	5	0	4	0	1	0	0	0	0	0	0	0	0	0	6	9	2	3
Weapons Violation	3	0	3	0	0	0	53	8	17	1	2	0	34	7	13	3	5	0
Prostitution/Vice	0	0	0	0	0	0	49	0	0	0	0	0	49	0	0	0	0	0
Sex Offenses	1	0	1	0	0	0	19	8	3	0	0	0	16	8	9	4	1	0
Drug Sale/Mfg.	8	0	7	0	1	0	142	2	53	0	0	0	89	2	73	3	40	0
Drug Possession	63	0	39	0	24	0	405	44	156	9	10	0	239	35	196	29	75	0
Gambling	0	0	0	0	0	0	0	0	0	0	0	0	0	0	0	0	0	0
Family/Children Off.	3	0	1	0	2	0	19	0	17	0	0	0	2	0	50	1	16	0
DUI	85	0	45	0	40	0	370	7	19	2	5	0	346	5	313	6	86	0
Liquor Laws	5	0	0	0	5	0	135	30	20	0	39	7	76	23	25	8	0	0
Drunkenness	240	0	103	0	137	0	217	5	74	0	1	0	142	5	558	48	89	3
Disorderly Conduct	39	0	16	0	23	0	85	36	17	1	3	0	65	35	55	11	11	0
Vagrancy	0	0	0	0	0	0	0	0	0	0	0	0	0	0	2	6	1	0
Other (Except Traffic)	200	0	61	0	139	0	2,386	450	324	20	27	0	2,035	430	2,245	63	594	1
Suspicion	3	0	0	0	3	0	0	0	0	0	0	0	0	0	10	0	0	0
Curfew & Loitering	0	0	0	0	0	0	0	4	0	0	0	0	0	4	0	79	0	0
Runaways	0	0	0	0	0	0	0	3	0	0	0	0	0	3	0	91	0	0
Total	764	0	363	0	401	0	6,027	1,050	1,101	53	94	13	4,832	984	4,141	445	1,277	17

Arrest by Contributor

1998

Contributor	Alma		Mulberry		Van Buren		Crittenden Co. Total		Crittenden Co. Sheriff		Earle		Marion		West Memphis		Cross Co. Total	
	Adult	Juvenile	Adult	Juvenile	Adult	Juvenile	Adult	Juvenile	Adult	Juvenile	Adult	Juvenile	Adult	Juvenile	Adult	Juvenile	Adult	Juvenile
Murder	0	0	0	0	1	0	3	3	0	0	0	0	0	0	3	3	0	0
Forcible Rape	0	1	0	0	1	0	11	3	2	1	0	0	0	0	9	2	0	0
Robbery	0	0	0	0	0	0	30	11	1	0	0	0	1	0	28	11	1	3
Aggravated Assault	1	2	3	0	5	4	95	19	23	2	3	0	5	2	64	15	50	0
Burglary	0	0	0	0	6	5	80	50	10	3	0	0	9	0	61	47	10	11
Theft	2	3	1	0	46	29	346	108	13	3	7	0	32	15	294	90	31	8
Motor Vehicle Theft	0	0	1	0	0	0	13	5	5	0	0	0	0	0	8	5	0	0
Arson	0	0	0	0	0	0	8	0	1	0	1	0	0	0	6	0	1	4
Neg. Manslaughter	0	0	0	0	0	0	0	0	0	0	0	0	0	0	0	0	0	0
Simple Assault	22	17	16	1	58	9	357	27	12	0	14	0	38	6	293	21	26	1
Forgery/Counterfeiting	2	0	3	0	15	3	45	3	2	0	0	0	2	0	41	3	7	0
Fraud	0	0	1	0	41	0	488	2	5	0	1	0	129	0	353	2	169	1
Embezzlement	0	0	0	0	0	0	0	0	0	0	0	0	0	0	0	0	0	0
Stolen Property	0	0	0	0	4	0	62	22	1	0	4	0	0	0	57	22	1	0
Vandalism	0	0	0	0	4	6	2	0	1	0	0	0	1	0	0	0	15	5
Weapons Violation	0	0	0	0	8	3	116	28	8	1	5	0	6	3	97	24	12	0
Prostitution/Vice	0	0	0	0	0	0	10	0	7	0	0	0	0	0	3	0	0	0
Sex Offenses	1	1	0	0	7	3	4	0	0	0	0	0	0	0	4	0	0	0
Drug Sale/Mfg.	3	1	6	0	24	2	28	2	1	0	3	0	7	0	17	2	6	0
Drug Possession	13	2	18	0	90	27	528	72	116	7	4	0	53	9	355	56	19	1
Gambling	0	0	0	0	0	0	13	0	0	0	0	0	0	0	13	0	0	0
Family/Children Off.	5	0	0	0	29	1	19	1	15	1	0	0	4	0	0	0	10	0
DUI	34	0	15	1	178	5	398	10	75	0	0	0	118	8	205	2	76	2
Liquor Laws	15	3	1	0	9	5	13	15	0	1	0	0	3	5	10	9	41	0
Drunkenness	73	3	17	2	379	40	444	24	61	4	60	0	62	18	261	2	89	5
Disorderly Conduct	18	2	6	1	20	8	307	52	30	5	21	0	62	11	194	36	41	0
Vagrancy	0	0	0	0	1	6	333	2	0	0	11	0	0	0	322	2	5	0
Other (Except Traffic)	351	8	80	4	1,220	50	1,731	102	621	25	26	0	447	20	637	57	179	8
Suspicion	2	0	8	0	0	0	1	1	0	1	1	0	0	0	0	0	0	0
Curfew & Loitering	0	5	0	0	0	74	0	28	0	2	0	0	0	0	0	26	0	0
Runaways	0	21	0	2	0	68	0	6	0	1	0	0	0	3	0	2	0	3
Total	542	69	176	11	2,146	348	5,485	596	1,010	57	161	0	979	100	3,335	439	789	52

Arrest by Contributor

1998

Contributor	Cross Co. Sheriff		Wynne		Dallas Co. Total		Dallas Co. Sheriff		Fordyce		Desha Co. Total		Desha Co. Sheriff		Dumas		McGehee	
	Adult	Juvenile	Adult	Juvenile	Adult	Juvenile	Adult	Juvenile	Adult	Juvenile	Adult	Juvenile	Adult	Juvenile	Adult	Juvenile	Adult	Juvenile
Murder	0	0	0	0	0	0	0	0	0	0	0	0	0	0	0	0	0	0
Forcible Rape	0	0	0	0	0	0	0	0	0	0	0	0	0	0	0	0	0	0
Robbery	0	0	1	3	3	2	0	0	3	2	10	0	0	0	8	0	2	0
Aggravated Assault	37	0	13	0	42	6	5	0	37	6	15	6	1	0	13	6	1	0
Burglary	2	1	8	10	13	2	5	0	8	2	9	14	2	2	5	12	2	0
Theft	8	0	23	8	41	5	5	0	36	5	44	21	0	0	33	15	11	6
Motor Vehicle Theft	0	0	0	0	4	0	4	0	0	0	6	0	1	0	5	0	0	0
Arson	0	0	1	4	0	1	0	1	0	0	0	0	0	0	0	0	0	0
Neg. Manslaughter	0	0	0	0	0	0	0	0	0	0	0	0	0	0	0	0	0	0
Simple Assault	7	0	19	1	4	1	4	1	0	0	92	4	0	0	89	4	3	0
Forgery/Counterfeiting	0	0	7	0	13	0	3	0	10	0	9	0	0	0	9	0	0	0
Fraud	4	0	165	1	36	0	7	0	29	0	29	0	0	0	28	0	1	0
Embezzlement	0	0	0	0	0	0	0	0	0	0	0	0	0	0	0	0	0	0
Stolen Property	0	0	1	0	2	0	1	0	1	0	9	5	0	0	5	3	4	2
Vandalism	0	0	15	5	0	5	0	0	0	5	9	2	0	0	9	2	0	0
Weapons Violation	6	0	6	0	7	0	3	0	4	0	30	1	0	0	17	1	13	0
Prostitution/Vice	0	0	0	0	0	0	0	0	0	0	0	0	0	0	0	0	0	0
Sex Offenses	0	0	0	0	3	0	2	0	1	0	5	0	0	0	5	0	0	0
Drug Sale/Mfg.	0	0	6	0	20	0	10	0	10	0	37	1	0	0	33	1	4	0
Drug Possession	5	0	14	1	54	3	13	0	41	3	122	2	0	0	73	2	49	0
Gambling	0	0	0	0	0	0	0	0	0	0	0	0	0	0	0	0	0	0
Family/Children Off.	10	0	0	0	26	0	4	0	22	0	46	0	0	0	4	0	42	0
DUI	57	1	19	1	84	1	40	0	44	1	245	9	0	0	196	7	49	2
Liquor Laws	39	0	2	0	20	6	0	0	20	6	26	2	0	0	21	2	5	0
Drunkenness	29	1	60	4	66	2	8	0	58	2	86	7	0	0	32	3	54	4
Disorderly Conduct	22	0	19	0	39	7	4	0	35	7	82	8	0	0	21	6	61	2
Vagrancy	3	0	2	0	0	0	0	0	0	0	0	0	0	0	0	0	0	0
Other (Except Traffic)	50	2	129	6	833	35	88	0	745	35	296	10	0	0	296	10	0	0
Suspicion	0	0	0	0	6	24	0	0	6	24	2	0	0	0	2	0	0	0
Curfew & Loitering	0	0	0	0	0	7	0	0	0	7	0	30	0	0	0	30	0	0
Runaways	0	0	0	3	0	0	0	0	0	0	0	0	0	0	0	0	0	0
Total	279	5	510	47	1,316	107	206	2	1,110	105	1,209	122	4	2	904	104	301	16

Arrest by Contributor

1998

Contributor	Drew Co. Total		Drew Co. Sheriff		Monticello		UAM		Faulkner Co. Total		Faulkner Co. Sheriff		Conway		Greenbrier		UCA	
	Adult	Juvenile	Adult	Juvenile	Adult	Juvenile	Adult	Juvenile	Adult	Juvenile	Adult	Juvenile	Adult	Juvenile	Adult	Juvenile	Adult	Juvenile
Murder	1	0	0	0	1	0	0	0	1	0	1	0	0	0	0	0	0	0
Forcible Rape	0	0	0	0	0	0	0	0	8	0	4	0	4	0	0	0	0	0
Robbery	2	2	0	0	2	2	0	0	3	9	2	8	1	1	0	0	0	0
Aggravated Assault	16	4	0	0	15	4	1	0	49	11	33	5	8	2	8	3	0	1
Burglary	17	13	10	8	7	5	0	0	38	7	11	2	27	5	0	0	0	0
Theft	81	22	8	0	73	22	0	0	283	100	26	15	250	73	0	8	7	4
Motor Vehicle Theft	1	1	0	0	1	1	0	0	4	1	3	0	1	1	0	0	0	0
Arson	0	0	0	0	0	0	0	0	2	0	0	0	2	0	0	0	0	0
Neg. Manslaughter	2	0	0	0	1	0	1	0	0	0	0	0	0	0	0	0	0	0
Simple Assault	22	0	0	0	22	0	0	0	193	37	47	13	140	22	1	2	5	0
Forgery/Counterfeiting	8	1	3	0	5	1	0	0	29	0	4	0	25	0	0	0	0	0
Fraud	2	0	1	0	1	0	0	0	3,271	3	156	1	3,047	2	67	0	1	0
Embezzlement	0	0	0	0	0	0	0	0	0	0	0	0	0	0	0	0	0	0
Stolen Property	4	2	2	0	1	2	1	0	40	12	5	6	33	6	1	0	1	0
Vandalism	16	3	0	0	16	3	0	0	0	0	0	0	0	0	0	0	0	0
Weapons Violation	21	3	0	0	21	3	0	0	64	4	8	0	52	4	2	0	2	0
Prostitution/Vice	0	0	0	0	0	0	0	0	0	0	0	0	0	0	0	0	0	0
Sex Offenses	0	0	0	0	0	0	0	0	17	2	1	2	16	0	0	0	0	0
Drug Sale/Mfg.	7	0	5	0	2	0	0	0	65	7	16	2	48	5	1	0	0	0
Drug Possession	29	4	1	0	27	4	1	0	328	37	53	16	257	20	1	0	17	1
Gambling	0	0	0	0	0	0	0	0	0	0	0	0	0	0	0	0	0	0
Family/Children Off.	0	0	0	0	0	0	0	0	60	0	58	0	2	0	0	0	0	0
DUI	52	2	1	0	51	2	0	0	389	11	88	1	247	7	41	2	13	1
Liquor Laws	22	4	0	0	22	4	0	0	44	3	6	1	10	0	7	1	21	1
Drunkenness	113	4	0	0	111	4	2	0	346	9	93	7	233	2	6	0	14	0
Disorderly Conduct	65	3	0	0	65	3	0	0	179	15	25	13	143	2	11	0	0	0
Vagrancy	0	0	0	0	0	0	0	0	5	0	2	0	3	0	0	0	0	0
Other (Except Traffic)	116	17	9	0	107	17	0	0	1,323	180	710	158	430	18	176	4	7	0
Suspicion	0	0	0	0	0	0	0	0	0	0	0	0	0	0	0	0	0	0
Curfew & Loitering	0	28	0	0	0	28	0	0	0	9	0	3	0	4	0	0	0	2
Runaways	0	15	0	0	0	15	0	0	0	3	0	3	0	0	0	0	0	0
Total	597	128	40	8	551	120	6	0	6,741	460	1,352	256	4,979	174	322	20	88	10

Arrest by Contributor

1998

Contributor	Franklin Co. Total		Franklin Co. Sheriff		Ozark		Fulton Co. Total		Fulton Co. Sheriff		Garland Co. Total		Garland Co. Sheriff		Hot Springs		Grant Co. Total	
	Adult	Juvenile	Adult	Juvenile	Adult	Juvenile	Adult	Juvenile	Adult	Juvenile	Adult	Juvenile	Adult	Juvenile	Adult	Juvenile	Adult	Juvenile
Murder	0	0	0	0	0	0	0	0	0	0	11	0	3	0	8	0	1	0
Forcible Rape	1	0	0	0	1	0	0	0	0	0	12	0	2	0	10	0	1	0
Robbery	0	0	0	0	0	0	0	0	0	0	27	4	7	1	20	3	0	0
Aggravated Assault	1	0	1	0	0	0	12	1	12	1	78	12	7	2	71	10	4	1
Burglary	11	7	7	2	4	5	7	0	7	0	65	23	28	18	37	5	13	1
Theft	48	13	26	4	22	9	1	4	1	4	659	169	126	34	533	135	24	14
Motor Vehicle Theft	0	0	0	0	0	0	2	2	2	2	8	5	0	0	8	5	0	4
Arson	0	0	0	0	0	0	0	0	0	0	2	0	0	0	2	0	0	0
Neg. Manslaughter	0	0	0	0	0	0	0	0	0	0	1	0	1	0	0	0	8	0
Simple Assault	21	2	20	0	1	2	1	0	1	0	545	49	1	0	544	49	10	4
Forgery/Counterfeiting	9	2	5	1	4	1	1	0	1	0	241	6	13	2	228	4	5	0
Fraud	34	0	34	0	0	0	7	0	7	0	176	10	71	0	105	10	92	2
Embezzlement	0	0	0	0	0	0	0	0	0	0	0	0	0	0	0	0	0	0
Stolen Property	0	0	0	0	0	0	1	0	1	0	58	5	0	0	58	5	5	1
Vandalism	2	1	0	0	2	1	3	3	3	3	146	22	0	0	146	22	0	3
Weapons Violation	5	2	0	0	5	2	1	0	1	0	68	8	20	7	48	1	1	1
Prostitution/Vice	0	0	0	0	0	0	0	0	0	0	4	1	0	1	4	0	0	0
Sex Offenses	2	0	2	0	0	0	2	0	2	0	25	7	13	6	12	1	7	0
Drug Sale/Mfg.	34	0	32	0	2	0	13	0	13	0	35	3	30	3	5	0	10	4
Drug Possession	164	3	128	2	36	1	16	0	16	0	216	26	93	17	123	9	29	18
Gambling	0	0	0	0	0	0	0	0	0	0	0	0	0	0	0	0	0	0
Family/Children Off.	17	0	13	0	4	0	0	0	0	0	9	1	0	0	9	1	12	3
DUI	256	2	196	2	60	0	82	1	82	1	643	5	269	5	374	0	29	3
Liquor Laws	12	4	4	2	8	2	0	0	0	0	15	7	1	0	14	7	25	9
Drunkenness	312	8	233	4	79	4	70	0	70	0	1,981	32	391	18	1,590	14	26	11
Disorderly Conduct	69	0	43	0	26	0	7	0	7	0	335	105	92	44	243	61	8	5
Vagrancy	1	0	0	0	1	0	0	0	0	0	87	40	2	0	85	40	0	0
Other (Except Traffic)	729	7	528	6	201	1	10	0	10	0	1,689	178	296	88	1,393	90	189	46
Suspicion	0	0	0	0	0	0	0	0	0	0	0	0	0	0	0	0	0	0
Curfew & Loitering	0	5	0	1	0	4	0	0	0	0	0	8	0	3	0	5	0	15
Runaways	0	6	0	4	0	2	0	0	0	0	0	143	0	0	143	0	0	9
Total	1,728	62	1,272	28	456	34	236	11	236	11	7,136	869	1,466	249	5,670	620	499	154

Arrest by Contributor

1998

Contributor	Grant Co. Sheriff		Sheridan		Greene Co. Total		Greene Co. Sheriff		Paragould		Hempstead Co. Total		Hempstead Co. Sheriff		Hope		Hot Spring Co. Total	
	Adult	Juvenile	Adult	Juvenile	Adult	Juvenile	Adult	Juvenile	Adult	Juvenile	Adult	Juvenile	Adult	Juvenile	Adult	Juvenile	Adult	Juvenile
Murder	1	0	0	0	4	0	1	0	3	0	11	1	6	0	5	1	2	0
Forcible Rape	1	0	0	0	1	0	1	0	0	0	4	0	2	0	2	0	9	0
Robbery	0	0	0	0	3	0	0	0	3	0	8	1	7	0	1	1	13	4
Aggravated Assault	4	1	0	0	2	0	2	0	0	0	18	5	12	0	6	5	30	5
Burglary	13	1	0	0	19	6	12	0	7	6	34	7	21	0	13	7	18	3
Theft	13	4	11	10	199	61	14	0	185	61	135	33	70	0	65	33	24	26
Motor Vehicle Theft	0	4	0	0	2	0	2	0	0	0	1	3	1	0	0	3	1	0
Arson	0	0	0	0	2	0	2	0	0	0	0	0	0	0	0	0	0	0
Neg. Manslaughter	8	0	0	0	0	0	0	0	0	0	0	0	0	0	0	0	0	0
Simple Assault	2	4	8	0	135	13	24	1	111	12	192	4	73	0	119	4	49	13
Forgery/Counterfeiting	1	0	4	0	170	1	3	0	167	1	17	2	8	0	9	2	19	1
Fraud	5	1	87	1	1,340	34	8	0	1,332	34	208	0	208	0	0	0	130	1
Embezzlement	0	0	0	0	0	0	0	0	0	0	0	0	0	0	0	0	5	0
Stolen Property	0	1	5	0	1	0	1	0	0	0	11	0	0	0	11	0	3	3
Vandalism	0	2	0	1	0	0	0	0	0	0	0	0	0	0	0	0	0	0
Weapons Violation	0	1	1	0	18	2	6	0	12	2	50	2	27	0	23	2	9	2
Prostitution/Vice	0	0	0	0	0	0	0	0	0	0	0	0	0	0	0	0	0	0
Sex Offenses	4	0	3	0	2	0	0	0	2	0	2	0	2	0	0	0	3	0
Drug Sale/Mfg.	10	1	0	3	101	0	76	0	25	0	53	1	42	0	11	1	20	2
Drug Possession	14	15	15	3	137	16	57	0	80	16	137	10	83	0	54	10	45	0
Gambling	0	0	0	0	0	0	0	0	0	0	0	0	0	0	0	0	0	0
Family/Children Off.	0	3	12	0	83	0	76	0	7	0	0	0	0	0	0	0	23	1
DUI	8	0	21	3	236	4	68	0	168	4	246	7	55	0	191	7	63	0
Liquor Laws	0	7	25	2	26	23	9	3	17	20	78	2	16	0	62	2	8	0
Drunkenness	2	11	24	0	167	10	49	0	118	10	306	2	160	0	146	2	41	1
Disorderly Conduct	0	4	8	1	92	16	4	0	88	16	89	10	33	0	56	10	32	7
Vagrancy	0	0	0	0	0	0	0	0	0	0	0	0	0	0	0	0	0	0
Other (Except Traffic)	1	31	188	15	1,571	67	262	0	1,309	67	2,934	63	1,726	0	1,208	63	878	20
Suspicion	0	0	0	0	0	0	0	0	0	0	0	0	0	0	0	0	0	0
Curfew & Loitering	0	9	0	6	0	70	0	0	0	70	0	32	0	0	32	0	14	0
Runaways	0	8	0	1	0	0	0	0	0	0	0	0	0	0	0	0	0	1
Total	87	108	412	46	4,311	323	677	4	3,634	319	4,534	185	2,552	0	1,982	185	1,425	104

Arrest by Contributor

1998

Contributor	Hot Spring Co. Sheriff		Malvern		Howard Co. Total		Howard Co. Sheriff		Nashville		Independence Co. Total		Independence Co. Sheriff		Izard Co. Total		Izard Co. Sheriff	
	Adult	Juvenile	Adult	Juvenile	Adult	Juvenile	Adult	Juvenile	Adult	Juvenile	Adult	Juvenile	Adult	Juvenile	Adult	Juvenile	Adult	Juvenile
Murder	2	0	0	0	1	0	1	0	0	0	0	0	0	0	0	0	0	0
Forcible Rape	6	0	3	0	4	0	4	0	0	0	0	0	0	0	0	0	0	0
Robbery	1	0	12	4	4	0	4	0	0	0	0	0	0	0	0	0	0	0
Aggravated Assault	4	0	26	5	1	0	1	0	0	0	0	0	0	0	2	0	2	0
Burglary	15	2	3	1	14	2	14	2	0	0	3	0	3	0	10	1	10	1
Theft	12	0	12	26	15	0	15	0	0	0	20	0	20	0	7	2	7	2
Motor Vehicle Theft	0	0	1	0	3	0	3	0	0	0	0	0	0	0	0	2	0	2
Arson	0	0	0	0	0	0	0	0	0	0	0	0	0	0	0	0	0	0
Neg. Manslaughter	0	0	0	0	0	0	0	0	0	0	0	0	0	0	0	0	0	0
Simple Assault	2	0	47	13	10	1	10	1	0	0	5	0	5	0	11	0	11	0
Forgery/Counterfeiting	10	0	9	1	6	0	6	0	0	0	3	0	3	0	2	0	2	0
Fraud	1	0	129	1	61	0	12	0	49	0	9	0	9	0	17	0	17	0
Embezzlement	0	0	5	0	0	0	0	0	0	0	0	0	0	0	0	0	0	0
Stolen Property	2	0	1	3	4	0	4	0	0	0	4	0	4	0	0	0	0	0
Vandalism	0	0	0	0	2	0	2	0	0	0	5	0	5	0	0	0	0	0
Weapons Violation	4	0	5	2	2	0	2	0	0	0	1	0	1	0	0	0	0	0
Prostitution/Vice	0	0	0	0	0	0	0	0	0	0	0	0	0	0	0	0	0	0
Sex Offenses	2	0	1	0	1	0	1	0	0	0	3	0	3	0	0	0	0	0
Drug Sale/Mfg.	10	0	10	2	9	0	9	0	0	0	1	0	1	0	9	0	9	0
Drug Possession	29	0	16	0	55	1	43	1	12	0	9	0	9	0	15	0	15	0
Gambling	0	0	0	0	0	0	0	0	0	0	0	0	0	0	0	0	0	0
Family/Children Off.	19	0	4	1	3	0	3	0	0	0	0	0	0	0	0	0	0	0
DUI	38	0	25	0	110	3	90	2	20	1	45	0	45	0	55	0	45	0
Liquor Laws	7	0	1	0	75	2	42	2	33	0	0	0	0	0	6	0	6	0
Drunkenness	32	0	9	1	95	0	62	0	33	0	92	0	92	0	9	0	6	0
Disorderly Conduct	4	0	28	7	68	1	22	0	46	1	11	0	11	0	5	0	0	0
Vagrancy	0	0	0	0	0	0	0	0	0	0	0	0	0	0	0	0	0	0
Other (Except Traffic)	49	3	829	17	67	0	67	0	0	0	1,296	4	1,296	4	62	0	62	0
Suspicion	0	0	0	0	0	0	0	0	0	0	0	0	0	0	0	0	0	0
Curfew & Loitering	0	0	0	14	0	0	0	0	0	0	0	0	0	0	0	0	0	0
Runaways	0	0	0	1	0	1	0	1	0	0	0	0	0	0	0	1	0	1
Total	249	5	1,176	99	610	11	417	9	193	2	1,507	4	1,507	4	210	6	192	6

Arrest by Contributor

1998

Contributor	Horseshoe Bend		Jackson Co. Total		Jackson Co. Sheriff		Newport		Tuckerman		Jefferson Co. Total		Jefferson Co. Sheriff		Pine Bluff		UAPB	
	Adult	Juvenile	Adult	Juvenile	Adult	Juvenile	Adult	Juvenile	Adult	Juvenile	Adult	Juvenile	Adult	Juvenile	Adult	Juvenile	Adult	Juvenile
Murder	0	0	1	0	1	0	0	0	0	0	14	2	5	0	9	2	0	0
Forcible Rape	0	0	2	0	1	0	1	0	0	0	13	7	1	0	12	7	0	0
Robbery	0	0	5	0	2	0	3	0	0	0	50	22	8	0	42	22	0	0
Aggravated Assault	0	0	23	4	10	0	13	4	0	0	334	63	5	0	328	63	1	0
Burglary	0	0	28	17	6	1	22	16	0	0	141	83	41	21	100	62	0	0
Theft	0	0	106	70	3	0	103	68	0	2	355	321	43	6	312	315	0	0
Motor Vehicle Theft	0	0	2	3	1	1	1	2	0	0	5	6	5	6	0	0	0	0
Arson	0	0	1	0	0	0	1	0	0	0	4	1	0	0	4	1	0	0
Neg. Manslaughter	0	0	0	0	0	0	0	0	0	0	0	0	0	0	0	0	0	0
Simple Assault	0	0	8	0	0	0	6	0	2	0	55	9	50	7	5	2	0	0
Forgery/Counterfeiting	0	0	31	2	5	0	26	2	0	0	39	2	4	0	35	2	0	0
Fraud	0	0	39	0	26	0	13	0	0	0	2	0	1	0	1	0	0	0
Embezzlement	0	0	0	0	0	0	0	0	0	0	0	0	0	0	0	0	0	0
Stolen Property	0	0	12	15	3	0	8	15	1	0	99	27	15	3	84	24	0	0
Vandalism	0	0	0	1	0	0	0	0	0	1	42	19	7	9	35	10	0	0
Weapons Violation	0	0	11	2	1	0	8	2	2	0	125	25	8	1	115	24	2	0
Prostitution/Vice	0	0	0	0	0	0	0	0	0	0	0	0	0	0	0	0	0	0
Sex Offenses	0	0	0	0	0	0	0	0	0	0	8	1	1	0	7	1	0	0
Drug Sale/Mfg.	0	0	16	2	13	1	3	1	0	0	52	4	17	0	34	4	1	0
Drug Possession	0	0	81	10	54	0	24	7	3	3	154	42	21	6	133	36	0	0
Gambling	0	0	0	0	0	0	0	0	0	0	8	0	0	0	8	0	0	0
Family/Children Off.	0	0	21	0	13	0	3	0	5	0	1	0	1	0	0	0	0	0
DUI	10	0	145	4	67	0	60	3	18	1	345	1	76	0	269	1	0	0
Liquor Laws	0	0	24	10	0	0	23	9	1	1	87	15	0	0	87	15	0	0
Drunkenness	3	0	92	0	27	0	47	0	18	0	404	12	30	3	374	9	0	0
Disorderly Conduct	5	0	42	21	0	0	38	21	4	0	232	131	4	1	228	130	0	0
Vagrancy	0	0	0	0	0	0	0	0	0	0	0	0	0	0	0	0	0	0
Other (Except Traffic)	0	0	514	32	188	9	300	23	26	0	3,416	330	27	10	3,389	320	0	0
Suspicion	0	0	0	0	0	0	0	0	0	0	0	0	0	0	0	0	0	0
Curfew & Loitering	0	0	0	0	0	0	0	0	0	0	0	0	0	0	0	0	0	0
Runaways	0	0	0	0	0	0	0	0	0	0	0	15	0	15	0	0	0	0
Total	18	0	1,204	193	421	12	703	173	80	8	5,985	1,138	370	88	5,611	1,050	4	0

Arrest by Contributor

1998

Contributor	Johnson Co. Total		Johnson Co. Sheriff		Clarksville		Lafayette Co. Total		Lafayette Co. Sheriff		Lawrence Co. Total		Lawrence Co. Sheriff		Hoxie		Walnut Ridge	
	Adult	Juvenile	Adult	Juvenile	Adult	Juvenile	Adult	Juvenile	Adult	Juvenile	Adult	Juvenile	Adult	Juvenile	Adult	Juvenile	Adult	Juvenile
Murder	1	0	1	0	0	0	1	0	1	0	0	0	0	0	0	0	0	0
Forcible Rape	0	0	0	0	0	0	2	4	2	4	2	0	1	0	0	0	1	0
Robbery	0	1	0	1	0	0	0	0	0	0	1	0	1	0	0	0	0	0
Aggravated Assault	8	1	5	0	3	1	3	0	3	0	24	6	3	1	21	5	0	0
Burglary	10	9	8	9	2	0	22	0	22	0	6	5	6	5	0	0	0	0
Theft	70	27	4	0	66	27	9	0	9	0	17	12	9	8	2	4	6	0
Motor Vehicle Theft	8	1	6	1	2	0	1	0	1	0	2	1	1	0	0	1	1	0
Arson	1	1	1	1	0	0	0	0	0	0	0	2	0	0	0	0	2	0
Neg. Manslaughter	0	0	0	0	0	0	0	0	0	0	0	0	0	0	0	0	0	0
Simple Assault	20	9	3	0	17	9	21	1	21	1	45	3	21	0	5	1	19	2
Forgery/Counterfeiting	8	0	6	0	2	0	4	0	4	0	1	2	1	2	0	0	0	0
Fraud	218	0	19	0	199	0	12	0	12	0	52	0	52	0	0	0	0	0
Embezzlement	0	0	0	0	0	0	0	0	0	0	1	0	0	0	0	0	1	0
Stolen Property	4	0	4	0	0	0	5	0	5	0	4	0	4	0	0	0	0	0
Vandalism	0	0	0	0	0	0	1	0	1	0	6	3	0	2	0	0	6	1
Weapons Violation	6	1	1	0	5	1	4	0	4	0	10	1	5	1	2	0	3	0
Prostitution/Vice	0	0	0	0	0	0	0	0	0	0	0	0	0	0	0	0	0	0
Sex Offenses	1	1	0	0	1	1	2	0	2	0	8	1	1	1	1	0	6	0
Drug Sale/Mfg.	27	1	16	1	11	0	4	1	4	1	31	0	26	0	1	0	4	0
Drug Possession	68	8	45	3	23	5	23	0	23	0	163	5	141	2	16	3	6	0
Gambling	0	0	0	0	0	0	0	0	0	0	0	0	0	0	0	0	0	0
Family/Children Off.	30	2	30	2	0	0	8	0	8	0	33	2	2	0	0	0	31	2
DUI	160	8	65	3	95	5	77	0	77	0	140	3	97	2	33	1	10	0
Liquor Laws	23	15	2	3	21	12	10	0	10	0	7	0	7	0	0	0	0	0
Drunkenness	96	0	62	0	34	0	39	0	39	0	44	4	16	4	8	0	20	0
Disorderly Conduct	158	31	21	2	137	29	32	0	32	0	48	8	15	2	20	6	13	0
Vagrancy	4	0	4	0	0	0	0	0	0	0	0	0	0	0	0	0	0	0
Other (Except Traffic)	256	62	204	4	52	58	84	2	84	2	92	14	64	11	2	3	26	0
Suspicion	0	0	0	0	0	0	0	0	0	0	0	0	0	0	0	0	0	0
Curfew & Loitering	0	1	0	0	0	1	0	0	0	0	0	1	0	0	0	1	0	0
Runaways	0	5	0	0	0	5	0	0	0	0	0	6	0	3	0	3	0	0
Total	1,177	184	507	30	670	154	364	8	364	8	737	79	473	44	111	30	153	5

Arrest by Contributor

1998

Contributor	Lee Co. Total		Lee Co. Sheriff		Marianna		Lincoln Co. Total		Lincoln Co. Sheriff		Star City		Little River Co. Total		Little River Co. Sheriff		Ashdown	
	Adult	Juvenile	Adult	Juvenile	Adult	Juvenile	Adult	Juvenile	Adult	Juvenile	Adult	Juvenile	Adult	Juvenile	Adult	Juvenile	Adult	Juvenile
Murder	1	0	1	0	0	0	0	0	0	0	0	0	0	0	0	0	2	0
Forcible Rape	1	0	0	0	1	0	1	0	0	0	1	0	0	0	0	0	0	0
Robbery	3	0	0	0	3	0	7	0	0	0	7	0	0	0	0	0	0	0
Aggravated Assault	5	0	3	0	2	0	6	0	0	0	6	0	32	2	2	0	30	2
Burglary	12	5	7	0	5	5	7	7	4	0	3	7	6	1	3	0	3	1
Theft	44	3	7	0	37	3	12	4	5	0	7	4	44	12	12	0	32	12
Motor Vehicle Theft	5	0	5	0	0	0	0	2	0	0	0	2	0	0	0	0	0	0
Arson	1	0	0	0	1	0	0	0	0	0	0	0	1	1	0	0	1	1
Neg. Manslaughter	0	0	0	0	0	0	0	0	0	0	0	0	0	0	0	0	0	0
Simple Assault	101	5	5	0	96	5	3	0	0	0	3	0	9	4	9	4	0	0
Forgery/Counterfeiting	2	1	0	0	2	1	2	0	2	0	0	0	1	0	0	0	1	0
Fraud	82	0	1	0	81	0	6	0	6	0	0	0	49	1	14	0	35	1
Embezzlement	0	0	0	0	0	0	0	0	0	0	0	0	0	0	0	0	0	0
Stolen Property	0	0	0	0	0	0	2	0	1	0	1	0	2	1	2	1	0	0
Vandalism	0	0	0	0	0	0	0	0	0	0	0	0	1	3	1	2	0	1
Weapons Violation	11	0	0	0	11	0	5	0	2	0	3	0	12	1	7	0	5	1
Prostitution/Vice	0	0	0	0	0	0	0	0	0	0	0	0	0	0	0	0	0	0
Sex Offenses	0	0	0	0	0	0	2	0	2	0	0	0	4	0	3	0	1	0
Drug Sale/Mfg.	9	0	5	0	4	0	7	0	7	0	0	0	26	0	17	0	9	0
Drug Possession	89	1	21	0	68	1	15	0	9	0	6	0	72	6	49	0	23	6
Gambling	0	0	0	0	0	0	0	0	0	0	0	0	1	0	1	0	0	0
Family/Children Off.	0	0	0	0	0	0	0	0	0	0	0	0	31	0	29	0	2	0
DUI	216	2	149	0	67	2	38	0	27	0	11	0	127	3	91	3	36	0
Liquor Laws	0	0	0	0	0	0	2	0	0	0	2	0	93	14	81	3	12	11
Drunkenness	51	0	27	0	24	0	16	0	6	0	10	0	166	2	53	1	113	1
Disorderly Conduct	101	0	12	0	89	0	6	0	2	0	4	0	61	8	23	1	38	7
Vagrancy	0	0	0	0	0	0	1	0	0	0	1	0	0	0	0	0	0	0
Other (Except Traffic)	400	8	7	0	393	8	48	1	0	0	48	1	110	12	55	1	55	11
Suspicion	0	0	0	0	0	0	0	0	0	0	0	0	16	0	16	0	0	0
Curfew & Loitering	0	0	0	0	0	0	0	0	0	0	0	0	0	6	0	0	0	6
Runaways	0	0	0	0	0	0	0	0	0	0	0	0	0	1	0	1	0	0
Total	1,134	25	250	0	884	25	186	14	73	0	113	14	866	78	468	17	398	61

Arrest by Contributor

1998

Contributor	Logan Co. Total		Logan Co. Sheriff		Booneville		Paris		Lonoke Co. Total		Lonoke Co. Sheriff		Cabot		Carlisle		England	
	Adult	Juvenile	Adult	Juvenile	Adult	Juvenile	Adult	Juvenile	Adult	Juvenile	Adult	Juvenile	Adult	Juvenile	Adult	Juvenile	Adult	Juvenile
Murder	0	0	0	0	0	0	0	0	2	1	0	1	0	0	0	0	1	0
Forcible Rape	0	0	0	0	0	0	0	0	7	0	0	0	5	0	0	0	1	0
Robbery	0	0	0	0	0	0	0	0	4	1	0	0	1	0	0	0	0	0
Aggravated Assault	2	0	0	0	2	0	0	0	49	6	0	0	22	2	2	0	0	0
Burglary	2	0	0	0	2	0	0	0	11	7	0	0	8	0	0	0	0	0
Theft	2	0	0	0	2	0	0	0	115	29	0	0	81	27	5	0	13	0
Motor Vehicle Theft	0	0	0	0	0	0	0	0	1	1	0	0	0	1	0	0	1	0
Arson	0	0	0	0	0	0	0	0	0	2	0	0	0	2	0	0	0	0
Neg. Manslaughter	0	0	0	0	0	0	0	0	0	0	0	0	0	0	0	0	0	0
Simple Assault	1	0	0	0	1	0	0	0	125	33	0	0	44	13	9	0	36	0
Forgery/Counterfeiting	0	0	0	0	0	0	0	0	12	1	0	0	6	1	1	0	0	0
Fraud	0	0	0	0	0	0	0	0	374	0	0	0	32	0	12	0	148	0
Embezzlement	0	0	0	0	0	0	0	0	1	0	0	0	0	0	1	0	0	0
Stolen Property	4	0	0	0	0	0	4	0	15	6	0	0	7	2	0	0	0	0
Vandalism	0	0	0	0	0	0	0	0	6	0	5	0	0	0	0	0	1	0
Weapons Violation	0	0	0	0	0	0	0	0	27	1	0	0	6	1	3	0	9	0
Prostitution/Vice	0	0	0	0	0	0	0	0	0	0	0	0	0	0	0	0	0	0
Sex Offenses	0	0	0	0	0	0	0	0	4	1	1	0	2	1	1	0	0	0
Drug Sale/Mfg.	0	0	0	0	0	0	0	0	31	2	9	0	3	0	3	0	7	0
Drug Possession	24	0	12	0	4	0	8	0	114	17	22	0	34	15	0	0	18	0
Gambling	0	0	0	0	0	0	0	0	10	0	0	0	0	0	0	0	10	0
Family/Children Off.	5	0	0	0	5	0	0	0	11	0	6	0	5	0	0	0	0	0
DUI	93	2	57	0	13	0	23	2	177	5	29	1	71	4	10	0	37	0
Liquor Laws	22	4	0	0	15	0	7	4	85	5	6	0	27	4	6	1	33	0
Drunkenness	102	1	35	0	25	0	42	1	233	18	40	0	76	16	0	0	59	0
Disorderly Conduct	53	1	25	0	14	0	14	1	173	12	30	0	51	10	8	0	46	0
Vagrancy	2	0	0	0	1	0	1	0	8	0	8	0	0	0	0	0	0	0
Other (Except Traffic)	16	0	5	0	11	0	0	0	388	51	30	0	242	39	14	2	0	0
Suspicion	1	0	0	0	1	0	0	0	1	0	1	0	0	0	0	0	0	0
Curfew & Loitering	0	3	0	0	0	0	0	3	0	104	0	0	0	94	0	0	0	0
Runaways	0	8	0	0	0	0	0	8	0	54	0	0	0	54	0	0	0	0
Total	329	19	134	0	96	0	99	19	1,984	357	187	2	723	286	75	3	420	0

Arrest by Contributor

1998

Contributor	Lonoke		Madison Co. Total		Madison Co. Sheriff		Marion Co. Total		Marion Co. Sheriff		Bull Shoals		Flippin		Miller Co. Total		Miller Co. Sheriff	
	Adult	Juvenile	Adult	Juvenile	Adult	Juvenile	Adult	Juvenile	Adult	Juvenile	Adult	Juvenile	Adult	Juvenile	Adult	Juvenile	Adult	Juvenile
Murder	1	0	0	0	0	0	1	0	1	0	0	0	0	0	5	0	4	0
Forcible Rape	1	0	3	0	3	0	2	0	2	0	0	0	0	0	12	1	3	0
Robbery	3	1	0	0	0	0	1	0	1	0	0	0	0	0	20	8	1	0
Aggravated Assault	25	4	4	0	4	0	15	2	12	2	3	0	0	0	60	12	20	0
Burglary	3	7	7	2	7	2	18	5	10	3	1	2	7	0	61	57	18	8
Theft	16	2	2	0	2	0	38	17	22	0	1	3	15	14	226	69	50	3
Motor Vehicle Theft	0	0	0	1	0	1	4	7	1	4	0	0	3	3	7	3	0	0
Arson	0	0	0	0	0	0	1	0	1	0	0	0	0	0	2	1	1	0
Neg. Manslaughter	0	0	1	0	1	0	0	0	0	0	0	0	0	0	2	0	0	0
Simple Assault	36	20	25	0	25	0	16	5	7	0	3	0	6	5	374	51	33	2
Forgery/Counterfeiting	5	0	1	0	1	0	7	1	5	0	0	0	2	1	55	2	32	0
Fraud	182	0	42	1	42	1	52	0	34	0	0	0	18	0	589	1	572	0
Embezzlement	0	0	0	0	0	0	0	0	0	0	0	0	0	0	0	0	0	0
Stolen Property	8	4	9	0	9	0	1	1	1	1	0	0	0	0	34	11	0	5
Vandalism	0	0	2	0	2	0	0	12	0	0	0	0	0	12	19	11	0	5
Weapons Violation	9	0	17	0	17	0	14	0	7	0	4	0	3	0	34	8	7	4
Prostitution/Vice	0	0	0	0	0	0	0	0	0	0	0	0	0	0	0	0	0	0
Sex Offenses	0	0	4	0	4	0	6	0	4	0	1	0	1	0	10	3	2	0
Drug Sale/Mfg.	9	2	12	0	12	0	39	3	31	2	3	0	5	1	93	10	43	5
Drug Possession	40	2	19	2	19	2	37	1	26	1	0	0	11	0	184	29	62	9
Gambling	0	0	0	0	0	0	0	0	0	0	0	0	0	0	0	0	0	0
Family/Children Off.	0	0	8	0	8	0	18	1	13	1	2	0	3	0	9	0	5	0
DUI	30	0	68	2	68	2	67	1	54	1	3	0	10	0	463	2	158	0
Liquor Laws	13	0	4	0	4	0	4	5	0	0	1	1	3	4	56	11	7	1
Drunkenness	58	2	35	0	35	0	47	0	39	0	0	0	8	0	360	6	38	1
Disorderly Conduct	38	2	14	0	14	0	22	22	8	0	2	1	12	21	93	83	0	21
Vagrancy	0	0	0	0	0	0	0	0	0	0	0	0	0	0	16	0	0	0
Other (Except Traffic)	102	10	190	4	190	4	154	5	137	0	7	4	10	1	2,450	114	1,199	36
Suspicion	0	0	0	0	0	0	0	0	0	0	0	0	0	0	0	0	0	0
Curfew & Loitering	0	10	0	0	0	0	0	0	0	0	0	0	0	0	0	9	0	0
Runaways	0	0	0	0	0	0	0	21	0	6	0	0	0	15	0	39	0	21
Total	579	66	467	12	467	12	564	109	416	21	31	11	117	77	5,234	541	2,255	121

Arrest by Contributor

1998

Contributor	Texarkana		Mississippi Co. Total		Mississippi Co. Sheriff		Blytheville		Osceola		Monroe Co. Total		Monroe Co. Sheriff		Brinkley		Montgomery Co. Total	
	Adult	Juvenile	Adult	Juvenile	Adult	Juvenile	Adult	Juvenile	Adult	Juvenile	Adult	Juvenile	Adult	Juvenile	Adult	Juvenile	Adult	Juvenile
Murder	1	0	8	0	3	0	5	0	0	0	0	0	0	0	0	0	0	0
Forcible Rape	9	1	12	5	2	2	6	2	4	1	4	1	2	1	2	0	1	0
Robbery	19	8	21	15	0	0	16	8	5	7	6	0	0	0	6	0	0	0
Aggravated Assault	40	12	101	18	13	3	74	13	14	2	7	1	4	0	3	1	9	1
Burglary	43	49	123	99	33	10	59	81	31	8	14	7	3	5	11	2	1	3
Theft	176	66	460	219	52	7	265	167	143	45	70	15	18	13	52	2	12	1
Motor Vehicle Theft	7	3	22	18	6	0	11	13	5	5	2	0	0	0	2	0	0	0
Arson	1	1	12	6	5	2	6	0	1	4	0	0	0	0	0	0	0	1
Neg. Manslaughter	2	0	0	0	0	0	0	0	0	0	0	0	0	0	0	0	0	0
Simple Assault	341	49	417	76	8	0	234	51	175	25	100	13	66	13	34	0	6	2
Forgery/Counterfeiting	23	2	71	1	2	0	30	1	39	0	16	1	15	1	1	0	3	0
Fraud	17	1	672	0	32	0	326	0	314	0	261	1	20	1	241	0	4	0
Embezzlement	0	0	0	0	0	0	0	0	0	0	0	0	0	0	0	0	0	0
Stolen Property	34	6	34	20	0	0	29	20	5	0	9	3	4	3	5	0	0	0
Vandalism	19	6	144	36	1	0	88	25	55	11	9	0	0	0	9	0	0	4
Weapons Violation	27	4	158	31	6	1	110	22	42	8	23	7	18	7	5	0	4	0
Prostitution/Vice	0	0	1	1	0	1	0	0	1	0	0	0	0	0	0	0	0	0
Sex Offenses	8	3	19	3	7	2	5	0	7	1	0	0	0	0	0	0	0	0
Drug Sale/Mfg.	50	5	62	3	62	1	0	2	0	0	35	3	24	1	11	2	19	1
Drug Possession	122	20	284	49	59	5	138	28	87	16	121	5	82	5	39	0	21	2
Gambling	0	0	22	0	9	0	8	0	5	0	0	2	0	2	0	0	0	0
Family/Children Off.	4	0	68	1	23	1	22	0	23	0	7	0	0	0	7	0	8	0
DUI	305	2	526	10	149	1	290	9	87	0	190	3	118	3	72	0	47	0
Liquor Laws	49	10	85	33	14	5	44	22	27	6	95	2	90	2	5	0	5	0
Drunkenness	322	5	720	16	92	2	392	12	236	2	125	0	63	0	62	0	22	3
Disorderly Conduct	93	62	741	195	86	20	258	80	397	95	154	9	65	9	89	0	3	5
Vagrancy	16	0	88	4	0	0	0	0	88	4	0	0	0	0	0	0	0	0
Other (Except Traffic)	1,251	78	4,748	243	224	23	2,604	160	1,920	60	1,359	72	397	59	962	13	78	3
Suspicion	0	0	18	1	0	0	0	0	18	1	0	0	0	0	0	0	0	0
Curfew & Loitering	0	9	0	83	0	6	0	66	0	11	0	1	0	1	0	0	0	3
Runaways	0	18	0	100	0	10	0	83	0	7	0	0	0	0	0	0	0	5
Total	2,979	420	9,637	1,286	888	102	5,020	865	3,729	319	2,607	146	989	126	1,618	20	243	34

Arrest by Contributor

1998

Contributor	Montgomery Co. Sheriff		Nevada Co. Total		Nevada Co. Sheriff		Prescott		Newton Co. Total		Newton Co. Sheriff		Ouachita Co. Total		Ouachita Co. Sheriff		Camden		
	Adult	Juvenile	Adult	Juvenile	Adult	Juvenile	Adult	Juvenile	Adult	Juvenile	Adult	Juvenile	Adult	Juvenile	Adult	Juvenile	Adult	Juvenile	
Murder	0	0	0	0	0	0	0	0	0	0	0	0	0	3	0	0	0	3	0
Forcible Rape	1	0	0	0	0	0	0	0	0	0	0	0	0	4	2	3	2	1	0
Robbery	0	0	0	0	0	0	0	0	0	0	0	0	0	2	1	0	0	2	1
Aggravated Assault	9	1	9	0	8	0	1	0	12	0	12	0	36	1	27	1	9	0	
Burglary	1	3	10	1	6	1	4	0	0	0	0	0	58	23	38	8	20	15	
Theft	12	1	5	0	0	0	5	0	11	0	11	0	142	61	37	17	105	44	
Motor Vehicle Theft	0	0	6	0	2	0	4	0	0	0	0	0	8	6	8	2	0	4	
Arson	0	1	1	0	1	0	0	0	0	0	0	0	1	0	0	0	1	0	
Neg. Manslaughter	0	0	1	0	1	0	0	0	0	0	0	0	0	0	0	0	0	0	
Simple Assault	6	2	32	0	26	0	6	0	7	0	7	0	172	13	62	6	110	7	
Forgery/Counterfeiting	3	0	2	0	2	0	0	0	1	0	1	0	18	1	15	1	3	0	
Fraud	4	0	11	0	11	0	0	0	0	0	0	0	148	0	143	0	5	0	
Embezzlement	0	0	0	0	0	0	0	0	0	0	0	0	0	0	0	0	0	0	
Stolen Property	0	0	19	0	19	0	0	0	0	0	0	0	0	0	0	0	0	0	
Vandalism	0	4	0	0	0	0	0	0	0	0	0	0	0	0	0	0	0	0	
Weapons Violation	4	0	0	0	0	0	0	0	3	0	3	0	66	3	14	0	52	3	
Prostitution/Vice	0	0	0	0	0	0	0	0	0	0	0	0	0	0	0	0	0	0	
Sex Offenses	0	0	0	0	0	0	0	0	1	0	1	0	1	0	1	0	0	0	
Drug Sale/Mfg.	19	1	9	0	7	0	2	0	12	0	12	0	32	2	31	1	1	1	
Drug Possession	21	2	28	1	27	1	1	0	13	0	13	0	176	28	71	3	105	25	
Gambling	0	0	0	0	0	0	0	0	0	0	0	0	10	1	1	0	9	1	
Family/Children Off.	8	0	12	0	8	0	4	0	7	0	7	0	0	0	0	0	0	0	
DUI	47	0	32	0	7	0	25	0	50	0	50	0	107	1	58	0	49	1	
Liquor Laws	5	0	3	0	0	0	3	0	1	0	1	0	40	13	22	4	18	9	
Drunkenness	22	3	34	0	13	0	21	0	13	0	13	0	65	3	22	2	43	1	
Disorderly Conduct	3	5	15	0	3	0	12	0	5	0	5	0	50	9	30	3	20	6	
Vagrancy	0	0	0	0	0	0	0	0	0	0	0	0	0	0	0	0	0	0	
Other (Except Traffic)	78	3	49	0	43	0	6	0	57	0	57	0	596	38	357	3	239	35	
Suspicion	0	0	0	0	0	0	0	0	0	0	0	0	0	0	0	0	0	0	
Curfew & Loitering	0	3	0	0	0	0	0	0	0	0	0	0	0	55	0	0	0	55	
Runaways	0	5	0	0	0	0	0	0	0	0	0	0	0	0	0	0	0	0	
Total	243	34	278	2	184	2	94	0	193	0	193	0	1,735	261	940	53	795	208	

Arrest by Contributor

1998

Contributor	Perry Co. Total		Perry Co. Sheriff		Phillips Co. Total		Phillips Co. Sheriff		Elaine		Helena		West Helena		Pike Co. Total		Pike Co. Sheriff	
	Adult	Juvenile	Adult	Juvenile	Adult	Juvenile	Adult	Juvenile	Adult	Juvenile	Adult	Juvenile	Adult	Juvenile	Adult	Juvenile	Adult	Juvenile
Murder	0	0	0	0	5	0	3	0	0	0	1	0	1	0	2	0	2	0
Forcible Rape	3	0	3	0	3	1	0	0	0	0	3	1	0	0	2	0	2	0
Robbery	0	0	0	0	17	0	3	0	0	0	10	0	4	0	1	0	1	0
Aggravated Assault	11	0	11	0	16	0	0	0	5	0	7	0	4	0	4	0	4	0
Burglary	6	2	6	2	73	1	3	0	4	0	50	1	16	0	4	0	4	0
Theft	14	1	14	1	139	12	4	0	2	2	38	1	95	9	9	6	9	6
Motor Vehicle Theft	0	0	0	0	12	4	2	0	0	0	8	1	2	3	0	2	0	2
Arson	0	1	0	1	1	0	0	0	0	0	0	0	1	0	0	0	0	0
Neg. Manslaughter	0	0	0	0	1	0	1	0	0	0	0	0	0	0	0	0	0	0
Simple Assault	40	0	40	0	193	0	0	0	4	0	60	0	129	0	8	9	8	9
Forgery/Counterfeiting	2	0	2	0	7	0	1	0	0	0	5	0	1	0	3	0	3	0
Fraud	101	0	101	0	127	0	0	0	0	0	74	0	53	0	10	0	10	0
Embezzlement	0	0	0	0	0	0	0	0	0	0	0	0	0	0	0	0	0	0
Stolen Property	0	0	0	0	23	0	18	0	0	0	2	0	3	0	1	1	1	1
Vandalism	0	0	0	0	34	0	0	0	1	0	29	0	4	0	0	4	0	4
Weapons Violation	3	0	3	0	27	0	2	0	2	0	7	0	16	0	0	2	0	2
Prostitution/Vice	0	0	0	0	0	0	0	0	0	0	0	0	0	0	0	0	0	0
Sex Offenses	0	0	0	0	0	0	0	0	0	0	0	0	0	0	0	1	0	1
Drug Sale/Mfg.	30	0	30	0	64	0	45	0	1	0	5	0	13	0	4	0	4	0
Drug Possession	34	0	34	0	71	1	2	0	0	0	39	0	30	1	40	7	40	7
Gambling	0	0	0	0	1	0	0	0	1	0	0	0	0	0	0	0	0	0
Family/Children Off.	0	0	0	0	8	0	5	0	0	0	0	0	3	0	16	0	16	0
DUI	38	1	38	1	133	0	18	0	9	0	59	0	47	0	47	0	47	0
Liquor Laws	0	0	0	0	19	0	0	0	1	0	14	0	4	0	0	8	0	8
Drunkenness	36	0	36	0	88	0	12	0	4	0	46	0	26	0	41	6	41	6
Disorderly Conduct	12	0	12	0	162	0	1	0	9	0	68	0	84	0	4	5	4	5
Vagrancy	0	0	0	0	2	0	0	0	0	0	2	0	0	0	0	0	0	0
Other (Except Traffic)	309	1	309	1	264	0	20	0	14	0	85	0	145	0	158	10	158	10
Suspicion	2	0	2	0	0	0	0	0	0	0	0	0	0	0	0	0	0	0
Curfew & Loitering	0	0	0	0	0	6	0	0	0	0	0	6	0	0	1	0	1	0
Runaways	0	0	0	0	0	0	0	0	0	0	0	0	0	0	0	0	0	0
Total	641	6	641	6	1,490	25	140	0	57	2	612	10	681	13	354	62	354	62

Arrest by Contributor

1998

Contributor	Poinsett Co. Total		Poinsett Co. Sheriff		Marked Tree		Trumann		Polk Co. Total		Polk Co. Sheriff		Mena		Pope Co. Total		Pope Co. Sheriff	
	Adult	Juvenile	Adult	Juvenile	Adult	Juvenile	Adult	Juvenile	Adult	Juvenile	Adult	Juvenile	Adult	Juvenile	Adult	Juvenile	Adult	Juvenile
Murder	0	0	0	0	0	0	0	0	0	0	0	0	0	1	2	1	2	
Forcible Rape	1	0	1	0	0	0	0	0	5	0	4	0	1	0	4	0	3	0
Robbery	4	0	3	0	1	0	0	0	4	0	4	0	0	0	19	2	0	0
Aggravated Assault	8	1	0	0	4	1	4	0	5	3	1	3	4	0	32	8	6	0
Burglary	28	3	27	3	1	0	0	0	7	3	4	2	3	1	35	48	14	9
Theft	137	3	50	2	7	1	80	0	41	12	17	7	24	5	292	102	25	2
Motor Vehicle Theft	4	0	4	0	0	0	0	0	0	10	0	10	0	0	12	4	4	2
Arson	0	0	0	0	0	0	0	0	0	2	0	2	0	0	0	0	0	0
Neg. Manslaughter	0	0	0	0	0	0	0	0	0	0	0	0	0	0	0	0	0	0
Simple Assault	43	4	25	2	15	2	3	0	45	1	31	1	14	0	205	22	39	1
Forgery/Counterfeiting	8	0	5	0	2	0	1	0	4	0	3	0	1	0	34	4	14	0
Fraud	203	0	34	0	12	0	157	0	52	0	48	0	4	0	144	2	142	2
Embezzlement	0	0	0	0	0	0	0	0	0	0	0	0	0	0	0	0	0	0
Stolen Property	14	0	0	0	14	0	0	0	9	3	1	3	8	0	28	14	2	0
Vandalism	0	0	0	0	0	0	0	0	0	0	0	0	0	0	21	15	0	0
Weapons Violation	41	0	17	0	10	0	14	0	8	0	3	0	5	0	55	9	12	0
Prostitution/Vice	0	0	0	0	0	0	0	0	0	0	0	0	0	0	0	0	0	0
Sex Offenses	12	1	9	1	3	0	0	0	2	0	0	0	2	0	6	1	4	0
Drug Sale/Mfg.	38	0	36	0	2	0	0	0	14	1	11	1	3	0	0	0	0	0
Drug Possession	189	0	90	0	31	0	68	0	68	11	35	11	33	0	324	47	50	2
Gambling	0	0	0	0	0	0	0	0	0	0	0	0	0	0	0	0	0	0
Family/Children Off.	95	0	43	0	0	0	52	0	14	0	0	0	14	0	0	0	0	0
DUI	260	2	91	0	51	1	118	1	130	1	65	1	65	0	400	16	182	5
Liquor Laws	24	0	9	0	0	0	15	0	66	2	41	2	25	0	114	24	61	3
Drunkenness	393	0	86	0	28	0	279	0	158	2	63	2	95	0	400	37	172	0
Disorderly Conduct	135	1	31	0	22	1	82	0	61	5	30	5	31	0	122	16	41	0
Vagrancy	1	0	1	0	0	0	0	0	0	0	0	0	0	0	0	0	0	0
Other (Except Traffic)	812	3	133	1	141	2	538	0	231	2	131	2	100	0	324	50	163	1
Suspicion	1	1	0	0	1	1	0	0	0	0	0	0	0	0	0	0	0	0
Curfew & Loitering	0	0	0	0	0	0	0	0	0	0	0	0	0	0	0	0	0	0
Runaways	0	0	0	0	0	0	0	0	0	2	0	2	0	0	0	84	0	71
Total	2,451	19	695	9	345	9	1,411	1	924	60	492	54	432	6	2,572	507	935	100

Arrest by Contributor

1998

Contributor	Russellville		Prairie Co. Total		Prairie Co. Sheriff		Des Arc		Hazen		Pulaski Co. Total		Pulaski Co. Sheriff		Jacksonville		Little Rock	
	Adult	Juvenile	Adult	Juvenile	Adult	Juvenile	Adult	Juvenile	Adult	Juvenile	Adult	Juvenile	Adult	Juvenile	Adult	Juvenile	Adult	Juvenile
Murder	0	0	0	0	0	0	0	0	0	0	31	8	8	1	0	0	18	7
Forcible Rape	1	0	1	0	1	0	0	0	0	0	62	6	10	1	4	1	35	2
Robbery	19	2	2	0	0	0	2	0	0	0	281	59	34	1	17	2	153	42
Aggravated Assault	26	8	9	0	2	0	4	0	3	0	1,455	137	322	8	43	17	903	74
Burglary	21	39	4	1	4	0	0	1	0	0	349	97	45	3	35	13	131	25
Theft	267	100	7	4	2	1	5	0	0	3	2,392	746	261	11	202	102	1,158	335
Motor Vehicle Theft	8	2	0	0	0	0	0	0	0	0	56	31	0	0	13	3	23	10
Arson	0	0	0	0	0	0	0	0	0	0	16	3	3	0	1	0	8	2
Neg. Manslaughter	0	0	0	0	0	0	0	0	0	0	7	0	5	0	1	0	0	0
Simple Assault	166	21	23	1	4	0	19	1	0	0	687	82	39	4	135	33	123	8
Forgery/Counterfeiting	20	4	2	1	1	0	1	1	0	0	362	10	41	0	36	3	137	4
Fraud	2	0	4	0	4	0	0	0	0	0	851	6	39	0	169	4	88	1
Embezzlement	0	0	0	0	0	0	0	0	0	0	0	0	0	0	0	0	0	0
Stolen Property	26	14	6	0	6	0	0	0	0	0	495	79	91	1	39	16	168	27
Vandalism	21	15	1	0	0	0	0	0	1	0	144	32	21	0	12	10	73	16
Weapons Violation	43	9	2	0	2	0	0	0	0	0	328	57	51	2	28	9	166	17
Prostitution/Vice	0	0	1	0	1	0	0	0	0	0	262	3	0	0	0	0	247	3
Sex Offenses	2	1	0	0	0	0	0	0	0	0	183	5	0	0	6	2	135	3
Drug Sale/Mfg.	0	0	20	0	8	0	12	0	0	0	298	43	31	2	3	0	175	33
Drug Possession	274	45	23	1	9	1	8	0	6	0	1,516	231	191	10	117	21	776	137
Gambling	0	0	0	0	0	0	0	0	0	0	27	6	0	0	0	0	26	6
Family/Children Off.	0	0	8	0	8	0	0	0	0	0	103	0	31	0	24	0	38	0
DUI	218	11	56	0	9	0	38	0	9	0	2,441	36	553	8	129	4	777	9
Liquor Laws	53	21	3	1	3	1	0	0	0	0	252	84	2	0	17	9	171	50
Drunkenness	228	37	44	1	8	1	35	0	1	0	3,316	22	233	0	130	6	1,520	3
Disorderly Conduct	81	16	36	2	2	0	33	0	1	2	800	155	81	3	78	39	436	89
Vagrancy	0	0	0	0	0	0	0	0	0	0	284	8	0	0	0	0	221	0
Other (Except Traffic)	161	49	32	0	32	0	0	0	0	0	12,960	368	4,568	42	2,060	104	2,586	113
Suspicion	0	0	0	0	0	0	0	0	0	0	199	33	0	0	0	0	199	28
Curfew & Loitering	0	0	0	0	0	0	0	0	0	0	0	632	0	0	0	126	0	18
Runaways	0	13	0	0	0	0	0	0	0	0	0	261	0	0	0	113	0	147
Total	1,637	407	284	12	106	4	157	3	21	5	30,157	3,240	6,660	97	3,299	637	10,491	1,209

Arrest by Contributor

1998

Contributor	Maumelle		North Little Rock		Sherwood		UALR		UAMS		Randolph Co. Total		Randolph Co. Sheriff		Pocahontas		St. Francis Co. Total	
	Adult	Juvenile	Adult	Juvenile	Adult	Juvenile	Adult	Juvenile	Adult	Juvenile	Adult	Juvenile	Adult	Juvenile	Adult	Juvenile	Adult	Juvenile
Murder	0	0	5	0	0	0	0	0	0	0	0	0	0	0	0	0	3	0
Forcible Rape	0	0	11	0	2	2	0	0	0	0	0	0	0	0	0	0	9	4
Robbery	0	1	71	12	6	1	0	0	0	0	0	0	0	0	0	20	10	
Aggravated Assault	0	0	171	34	13	4	2	0	1	0	16	0	15	0	1	0	58	14
Burglary	4	0	124	54	10	2	0	0	0	0	12	0	11	0	1	0	94	57
Theft	19	2	642	261	105	32	2	2	3	1	51	0	33	0	18	0	226	71
Motor Vehicle Theft	0	0	11	9	9	9	0	0	0	0	0	0	0	0	0	0	37	23
Arson	0	1	4	0	0	0	0	0	0	0	0	0	0	0	0	0	2	1
Neg. Manslaughter	0	0	0	0	1	0	0	0	0	0	0	0	0	0	0	0	1	0
Simple Assault	13	0	296	27	75	10	2	0	4	0	17	0	12	0	5	0	118	43
Forgery/Counterfeiting	1	1	112	2	35	0	0	0	0	0	1	0	1	0	0	0	58	7
Fraud	93	0	39	1	423	0	0	0	0	0	97	0	17	0	80	0	49	3
Embezzlement	0	0	0	0	0	0	0	0	0	0	0	0	0	0	0	0	4	0
Stolen Property	0	0	186	33	10	0	1	2	0	0	0	0	0	0	0	0	31	16
Vandalism	0	0	35	4	3	2	0	0	0	0	1	0	1	0	0	0	22	15
Weapons Violation	2	0	72	20	9	9	0	0	0	0	23	0	20	0	3	0	45	6
Prostitution/Vice	0	0	10	0	5	0	0	0	0	0	0	0	0	0	0	0	3	0
Sex Offenses	0	0	38	0	4	0	0	0	0	0	0	0	0	0	0	0	2	0
Drug Sale/Mfg.	1	0	87	8	0	0	1	0	0	0	38	0	30	0	8	0	156	13
Drug Possession	7	4	336	37	88	22	1	0	0	0	42	0	33	0	9	0	115	26
Gambling	0	0	1	0	0	0	0	0	0	0	0	0	0	0	0	0	0	0
Family/Children Off.	1	0	1	0	8	0	0	0	0	0	13	0	13	0	0	0	10	0
DUI	33	1	833	13	111	1	3	0	2	0	85	0	40	0	45	0	253	7
Liquor Laws	5	5	35	9	21	11	1	0	0	0	3	0	3	0	0	0	58	27
Drunkenness	16	2	1,260	2	143	9	5	0	9	0	39	0	17	0	22	0	224	2
Disorderly Conduct	2	0	146	10	46	14	0	0	11	0	27	0	12	0	15	0	174	74
Vagrancy	0	0	58	8	0	0	0	0	5	0	1	0	0	0	1	0	0	2
Other (Except Traffic)	476	7	2,913	81	331	21	4	0	22	0	86	0	59	0	27	0	1,504	107
Suspicion	0	0	0	0	0	5	0	0	0	0	0	0	0	0	0	0	0	0
Curfew & Loitering	0	22	0	434	0	32	0	0	0	0	0	0	0	0	0	0	0	102
Runaways	0	1	0	0	0	0	0	0	0	0	0	0	0	0	0	0	0	46
Total	673	47	7,497	1,059	1,458	186	22	4	57	1	552	0	317	0	235	0	3,276	676

Arrest by Contributor

1998

Contributor	St. Francis Co. Sheriff		Forrest City		Saline Co. Total		Saline Co. Sheriff		Benton		Bryant		Scott Co. Total		Scott Co. Sheriff		Waldron	
	Adult	Juvenile	Adult	Juvenile	Adult	Juvenile	Adult	Juvenile	Adult	Juvenile	Adult	Juvenile	Adult	Juvenile	Adult	Juvenile	Adult	Juvenile
Murder	2	0	1	0	1	0	1	0	0	0	0	0	1	0	1	0	0	0
Forcible Rape	2	0	7	4	13	1	13	0	0	1	0	0	0	0	0	0	0	0
Robbery	4	2	16	8	3	0	2	0	1	0	0	0	0	0	0	0	0	0
Aggravated Assault	20	5	38	9	118	2	85	0	33	2	0	0	3	0	0	0	3	0
Burglary	37	9	57	48	37	0	19	0	18	0	0	0	1	2	0	0	1	2
Theft	58	8	168	63	194	55	74	0	120	55	0	0	18	2	8	0	10	2
Motor Vehicle Theft	25	6	12	17	4	1	0	0	4	1	0	0	2	0	1	0	1	0
Arson	0	0	2	1	1	0	0	0	1	0	0	0	0	0	0	0	0	0
Neg. Manslaughter	1	0	0	0	0	0	0	0	0	0	0	0	0	0	0	0	0	0
Simple Assault	50	10	68	33	84	6	22	0	62	5	0	1	12	7	0	0	12	7
Forgery/Counterfeiting	14	0	44	7	92	20	39	0	53	20	0	0	6	0	1	0	5	0
Fraud	22	0	27	3	556	0	548	0	8	0	0	0	41	0	40	0	1	0
Embezzlement	0	0	4	0	0	0	0	0	0	0	0	0	0	0	0	0	0	0
Stolen Property	6	0	25	16	4	1	0	0	4	1	0	0	2	0	0	0	2	0
Vandalism	0	0	22	15	0	0	0	0	0	0	0	0	4	6	4	0	0	6
Weapons Violation	28	0	17	6	12	2	7	0	5	2	0	0	1	0	0	0	1	0
Prostitution/Vice	0	0	3	0	0	0	0	0	0	0	0	0	0	0	0	0	0	0
Sex Offenses	2	0	0	0	8	0	6	0	2	0	0	0	0	0	0	0	0	0
Drug Sale/Mfg.	143	12	13	1	97	4	63	0	15	0	19	4	22	0	21	0	1	0
Drug Possession	77	6	38	20	230	11	135	0	91	5	4	6	21	0	11	0	10	0
Gambling	0	0	0	0	0	0	0	0	0	0	0	0	0	0	0	0	0	0
Family/Children Off.	10	0	0	0	8	0	8	0	0	0	0	0	17	0	8	0	9	0
DUI	162	6	91	1	419	6	187	0	86	4	146	2	63	0	32	0	31	0
Liquor Laws	37	3	21	24	25	10	1	0	18	9	6	1	10	0	0	0	10	0
Drunkenness	48	0	176	2	299	19	170	0	76	13	53	6	54	1	20	0	34	1
Disorderly Conduct	68	0	106	74	156	9	127	0	27	9	2	0	3	0	0	0	3	0
Vagrancy	0	2	0	0	0	0	0	0	0	0	0	0	0	0	0	0	0	0
Other (Except Traffic)	357	21	1,147	86	438	39	343	0	95	22	0	17	84	1	54	0	30	1
Suspicion	0	0	0	0	0	2	0	0	0	2	0	0	6	0	0	0	6	0
Curfew & Loitering	0	0	0	102	0	4	0	0	0	4	0	0	0	11	0	0	0	11
Runaways	0	0	0	46	0	0	0	0	0	0	0	0	0	4	0	0	0	4
Total	1,173	90	2,103	586	2,799	192	1,850	0	719	155	230	37	371	34	201	0	170	34

Arrest by Contributor

1998

Contributor	Searcy Co. Total		Searcy Co. Sheriff		Sebastian Co. Total		Sebastian Co. Sheriff		Barling		Fort Smith		Greenwood		Sevier Co. Total		Sevier Co. Sheriff	
	Adult	Juvenile	Adult	Juvenile	Adult	Juvenile	Adult	Juvenile	Adult	Juvenile	Adult	Juvenile	Adult	Juvenile	Adult	Juvenile	Adult	Juvenile
Murder	0	0	0	0	1	1	1	0	0	0	1	0	0	2	0	2	0	
Forcible Rape	0	0	0	0	9	2	1	0	0	0	8	1	0	1	0	1	0	
Robbery	0	0	0	0	35	12	0	0	0	0	35	12	0	0	3	0	2	0
Aggravated Assault	8	0	8	0	161	52	17	0	11	1	133	51	0	0	8	1	7	0
Burglary	3	0	3	0	67	42	17	0	0	0	47	32	3	10	8	5	7	2
Theft	7	1	7	1	698	228	182	1	5	3	501	221	10	3	48	6	18	1
Motor Vehicle Theft	1	1	1	1	13	11	0	1	0	2	13	8	0	0	0	0	0	0
Arson	0	0	0	0	3	0	0	0	0	0	3	0	0	0	1	0	1	0
Neg. Manslaughter	0	0	0	0	1	0	0	0	0	0	1	0	0	0	0	0	0	0
Simple Assault	12	1	12	1	602	68	236	0	17	1	332	58	17	9	22	1	8	1
Forgery/Counterfeiting	2	0	2	0	94	7	22	0	4	0	67	7	1	0	12	0	3	0
Fraud	36	2	36	2	910	3	577	0	2	0	310	3	21	0	83	0	37	0
Embezzlement	0	0	0	0	0	0	0	0	0	0	0	0	0	0	0	0	0	0
Stolen Property	8	1	8	1	86	31	20	0	0	1	61	27	5	3	1	0	0	0
Vandalism	2	0	2	0	77	31	35	1	2	1	37	28	3	1	5	1	5	1
Weapons Violation	6	0	6	0	105	22	22	1	3	1	78	20	2	0	4	0	3	0
Prostitution/Vice	0	0	0	0	5	1	0	0	0	0	5	1	0	0	0	0	0	0
Sex Offenses	2	0	2	0	54	3	24	0	19	0	10	3	1	0	3	2	3	2
Drug Sale/Mfg.	10	0	10	0	228	3	9	0	0	1	218	1	1	1	23	0	22	0
Drug Possession	17	2	17	2	421	74	37	0	26	5	346	64	12	5	27	3	21	3
Gambling	0	0	0	0	0	1	0	0	0	1	0	0	0	0	0	0	0	0
Family/Children Off.	19	0	19	0	109	5	85	0	3	5	21	0	0	0	23	0	22	0
DUI	51	1	51	1	940	17	179	1	66	3	659	11	36	2	131	0	73	0
Liquor Laws	0	0	0	0	115	59	20	0	1	9	87	47	7	3	8	1	0	0
Drunkenness	24	1	24	1	1,541	25	78	0	30	2	1,406	18	27	5	133	3	82	1
Disorderly Conduct	2	0	2	0	233	62	79	0	16	4	136	52	2	6	10	0	1	0
Vagrancy	2	0	2	0	44	0	0	0	0	0	43	0	1	0	0	0	0	0
Other (Except Traffic)	69	2	69	2	5,515	251	1,686	2	34	13	3,728	226	67	10	221	5	199	1
Suspicion	0	0	0	0	7	0	0	0	5	0	0	0	2	0	0	0	0	0
Curfew & Loitering	0	0	0	0	0	267	0	0	0	2	0	245	0	20	0	0	0	0
Runaways	0	0	0	0	0	99	0	1	0	4	0	90	0	4	0	5	0	5
Total	281	12	281	12	12,074	1,377	3,327	8	244	59	8,285	1,227	218	83	776	34	516	17

Arrest by Contributor

1998

Contributor	DeQueen		Sharp Co. Total		Sharp Co. Sheriff		Stone Co. Total		Stone Co. Sheriff		Mountain View		Union Co. Total		Union Co. Sheriff		El Dorado	
	Adult	Juvenile	Adult	Juvenile	Adult	Juvenile	Adult	Juvenile	Adult	Juvenile	Adult	Juvenile	Adult	Juvenile	Adult	Juvenile	Adult	Juvenile
Murder	0	0	3	0	3	0	3	1	3	1	0	0	4	0	2	0	2	0
Forcible Rape	0	1	3	0	3	0	0	0	0	0	0	0	7	2	1	0	6	2
Robbery	1	0	0	0	0	0	2	0	2	0	0	0	13	1	2	0	11	1
Aggravated Assault	1	1	1	0	1	0	2	0	2	0	0	0	29	7	10	0	16	5
Burglary	1	3	7	2	7	2	14	3	13	3	1	0	63	25	13	0	48	24
Theft	30	5	28	3	28	3	9	9	8	0	1	9	235	72	13	0	217	67
Motor Vehicle Theft	0	0	0	0	0	0	0	0	0	0	0	0	11	11	3	0	8	9
Arson	0	0	0	0	0	0	0	0	0	0	0	0	0	0	0	0	0	0
Neg. Manslaughter	0	0	0	0	0	0	0	0	0	0	0	0	0	0	0	0	0	0
Simple Assault	14	0	15	0	15	0	0	0	0	0	0	0	256	15	34	0	221	15
Forgery/Counterfeiting	9	0	13	0	13	0	0	0	0	0	0	0	51	4	5	0	46	4
Fraud	46	0	48	0	48	0	8	1	8	1	0	0	278	2	23	0	255	2
Embezzlement	0	0	0	0	0	0	0	0	0	0	0	0	0	0	0	0	0	0
Stolen Property	1	0	4	0	4	0	4	2	4	0	0	2	28	16	1	0	27	16
Vandalism	0	0	3	0	3	0	0	2	0	0	0	2	36	6	0	0	36	6
Weapons Violation	1	0	7	0	7	0	0	1	0	0	0	1	99	13	12	0	87	13
Prostitution/Vice	0	0	0	0	0	0	0	0	0	0	0	0	0	0	0	0	0	0
Sex Offenses	0	0	3	0	3	0	0	0	0	0	0	0	0	0	0	0	0	0
Drug Sale/Mfg.	1	0	28	1	28	1	16	0	13	0	3	0	75	11	13	0	61	11
Drug Possession	6	0	33	0	33	0	24	11	17	1	7	10	154	21	28	0	125	21
Gambling	0	0	0	0	0	0	0	0	0	0	0	0	0	0	0	0	0	0
Family/Children Off.	1	0	1	0	1	0	6	0	4	0	2	0	10	0	3	0	7	0
DUI	58	0	60	0	60	0	57	0	45	0	12	0	210	1	42	0	166	1
Liquor Laws	8	1	2	0	2	0	3	7	2	0	1	7	83	26	0	0	81	26
Drunkenness	51	2	41	0	41	0	41	3	24	1	17	2	212	5	10	0	201	5
Disorderly Conduct	9	0	14	0	14	0	6	5	2	1	4	4	110	35	14	0	95	35
Vagrancy	0	0	0	0	0	0	0	0	0	0	0	0	0	0	0	0	0	0
Other (Except Traffic)	22	4	36	1	36	1	89	5	68	0	21	5	1,119	80	161	0	957	79
Suspicion	0	0	0	0	0	0	1	0	1	0	0	0	0	0	0	0	0	0
Curfew & Loitering	0	0	0	0	0	0	0	1	0	0	0	1	0	2	0	0	0	2
Runaways	0	0	0	0	0	0	0	1	0	0	0	1	0	14	0	0	0	14
Total	260	17	350	7	350	7	285	52	216	8	69	44	3,083	369	390	0	2,673	358

Arrest by Contributor

1998

Contributor	Smackover		Van Buren Co. Total		Van Buren Co. Sheriff		Washington Co. Total		Washington Co. Sheriff		Farmington		Fayetteville		Greenland		Lincoln	
	Adult	Juvenile	Adult	Juvenile	Adult	Juvenile	Adult	Juvenile	Adult	Juvenile	Adult	Juvenile	Adult	Juvenile	Adult	Juvenile	Adult	Juvenile
Murder	0	0	0	0	0	0	4	0	0	0	0	0	2	0	0	0	0	0
Forcible Rape	0	0	3	0	3	0	18	5	5	1	0	1	7	2	0	0	0	0
Robbery	0	0	3	0	3	0	23	7	1	0	0	0	16	5	0	1	0	0
Aggravated Assault	3	2	17	1	17	1	109	14	33	0	4	0	43	9	0	0	8	3
Burglary	2	1	17	4	17	4	106	84	28	2	1	3	32	26	0	2	3	10
Theft	5	5	20	4	20	4	619	387	68	3	4	2	328	263	3	1	0	6
Motor Vehicle Theft	0	2	2	3	2	3	24	16	3	0	1	0	0	1	1	3	0	0
Arson	0	0	0	0	0	0	6	2	0	0	0	0	5	2	0	0	0	0
Neg. Manslaughter	0	0	0	0	0	0	0	0	0	0	0	0	0	0	0	0	0	0
Simple Assault	1	0	9	0	9	0	518	83	72	1	1	0	189	15	7	0	6	4
Forgery/Counterfeiting	0	0	43	0	43	0	150	12	15	0	0	0	75	11	0	0	1	0
Fraud	0	0	134	0	134	0	2,753	32	275	1	0	0	1,581	19	0	0	0	0
Embezzlement	0	0	0	0	0	0	2	0	1	0	0	0	0	0	0	0	0	0
Stolen Property	0	0	12	0	12	0	63	40	11	1	4	0	11	8	1	4	2	0
Vandalism	0	0	0	0	0	0	31	22	0	0	0	0	28	16	0	0	1	2
Weapons Violation	0	0	10	0	10	0	135	17	4	0	2	0	86	10	0	0	1	0
Prostitution/Vice	0	0	0	0	0	0	1	0	0	0	0	0	0	0	0	0	0	0
Sex Offenses	0	0	9	0	9	0	29	6	1	0	2	2	17	1	0	0	0	0
Drug Sale/Mfg.	1	0	41	0	41	0	141	6	31	1	6	1	67	2	0	0	1	0
Drug Possession	1	0	56	0	56	0	626	86	30	2	22	3	368	35	11	6	8	0
Gambling	0	0	0	0	0	0	0	0	0	0	0	0	0	0	0	0	0	0
Family/Children Off.	0	0	29	0	29	0	75	0	32	0	8	0	6	0	0	0	4	0
DUI	2	0	48	1	48	1	1,673	27	70	0	57	0	945	23	9	0	12	0
Liquor Laws	2	0	0	0	0	0	204	63	0	0	5	0	111	25	0	0	0	6
Drunkenness	1	0	68	3	68	3	1,326	47	58	1	13	0	732	26	1	0	16	0
Disorderly Conduct	1	0	10	0	10	0	154	48	7	0	7	0	93	15	0	0	0	0
Vagrancy	0	0	0	0	0	0	31	27	0	0	0	0	30	27	0	0	0	0
Other (Except Traffic)	1	1	647	26	647	26	5,995	505	36	1	205	6	2,984	169	29	3	3	5
Suspicion	0	0	0	0	0	0	0	0	0	0	0	0	0	0	0	0	0	0
Curfew & Loitering	0	0	0	0	0	0	0	31	0	0	0	0	0	3	0	0	0	4
Runaways	0	0	0	1	0	1	0	7	0	0	0	2	0	0	0	0	0	0
Total	20	11	1,178	43	1,178	43	14,816	1,574	781	14	342	20	7,756	713	62	20	66	40

Arrest by Contributor

1998

Contributor	Prairie Grove		Springdale		U of A Fayetteville		West Fork		White Co. Total		White Co. Sheriff		Bald Knob		Beebe		Judsonia	
	Adult	Juvenile	Adult	Juvenile	Adult	Juvenile	Adult	Juvenile	Adult	Juvenile	Adult	Juvenile	Adult	Juvenile	Adult	Juvenile	Adult	Juvenile
Murder	0	0	2	0	0	0	0	0	2	0	2	0	0	0	0	0	0	0
Forcible Rape	0	0	5	1	0	0	1	0	2	0	2	0	0	0	0	0	0	0
Robbery	0	0	6	1	0	0	0	0	8	0	8	0	0	0	0	0	0	0
Aggravated Assault	2	1	19	1	0	0	0	0	35	5	23	5	0	0	0	0	0	0
Burglary	3	1	37	40	2	0	0	0	21	25	19	16	0	3	2	6	0	0
Theft	2	9	213	92	1	5	0	6	231	75	43	3	2	1	18	11	0	0
Motor Vehicle Theft	1	3	18	7	0	0	0	2	0	2	0	2	0	0	0	0	0	0
Arson	0	0	1	0	0	0	0	0	1	0	1	0	0	0	0	0	0	0
Neg. Manslaughter	0	0	0	0	0	0	0	0	0	0	0	0	0	0	0	0	0	0
Simple Assault	7	8	230	53	3	0	3	2	119	4	55	0	23	0	34	4	0	0
Forgery/Counterfeiting	4	0	51	0	4	1	0	0	40	0	39	0	0	0	1	0	0	0
Fraud	0	0	896	12	1	0	0	0	342	0	265	0	0	0	77	0	0	0
Embezzlement	0	0	1	0	0	0	0	0	0	0	0	0	0	0	0	0	0	0
Stolen Property	0	0	32	27	2	0	0	0	23	6	19	2	3	2	0	0	0	0
Vandalism	1	4	0	0	1	0	0	0	13	8	7	2	3	3	3	3	0	0
Weapons Violation	3	0	35	5	2	2	2	0	63	4	34	1	19	0	1	0	0	0
Prostitution/Vice	0	0	1	0	0	0	0	0	0	0	0	0	0	0	0	0	0	0
Sex Offenses	0	0	9	3	0	0	0	0	10	3	4	0	1	0	2	0	0	0
Drug Sale/Mfg.	5	0	30	2	1	0	0	0	79	1	53	0	4	1	2	0	6	0
Drug Possession	30	4	124	29	27	5	6	2	213	9	113	0	59	6	16	0	1	0
Gambling	0	0	0	0	0	0	0	0	0	0	0	0	0	0	0	0	0	0
Family/Children Off.	0	0	25	0	0	0	0	0	95	0	79	0	10	0	4	0	0	0
DUI	68	0	414	0	73	3	25	1	251	6	132	0	11	3	34	0	8	0
Liquor Laws	3	2	72	29	11	1	2	0	34	4	4	0	12	1	7	3	8	0
Drunkenness	35	2	430	15	38	3	3	0	259	16	78	0	45	10	17	1	5	0
Disorderly Conduct	0	0	41	33	2	0	4	0	184	21	34	0	50	13	25	4	4	0
Vagrancy	0	0	1	0	0	0	0	0	0	0	0	0	0	0	0	0	0	0
Other (Except Traffic)	189	9	2,518	311	18	1	13	0	1,337	55	577	1	239	13	394	24	36	0
Suspicion	0	0	0	0	0	0	0	0	54	0	0	0	54	0	0	0	0	0
Curfew & Loitering	0	23	0	0	0	1	0	0	0	20	0	0	0	7	0	8	0	0
Runaways	0	5	0	0	0	0	0	0	0	67	0	39	0	0	0	28	0	0
Total	353	71	5,211	661	186	22	59	13	3,416	331	1,591	71	535	63	637	92	68	0

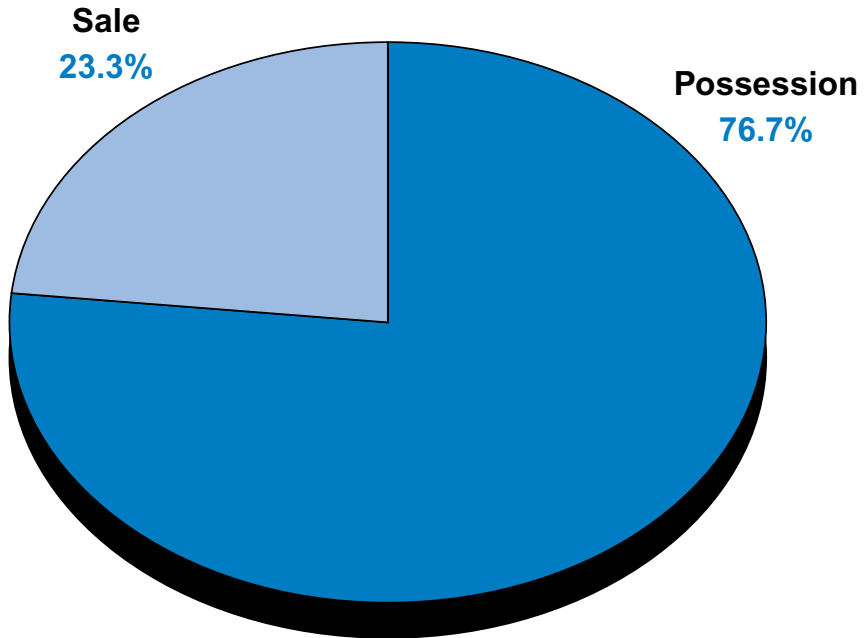
Arrest by Contributor

1998

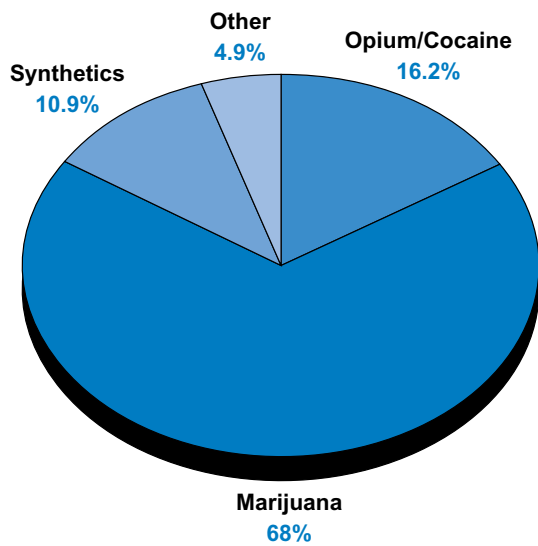
Contributor	Searcy		Woodruff Co. Total		Woodruff Co. Sheriff		Yell Co. Total		Yell Co. Sheriff		Danville		Dardanelle	
	Adult	Juvenile	Adult	Juvenile	Adult	Juvenile	Adult	Juvenile	Adult	Juvenile	Adult	Juvenile	Adult	Juvenile
Murder	0	0	0	0	0	0	1	0	0	0	0	0	1	0
Forcible Rape	0	0	0	0	0	0	0	0	0	0	0	0	0	0
Robbery	0	0	0	0	0	0	2	1	0	0	0	0	2	1
Aggravated Assault	12	0	0	0	0	0	16	1	0	0	0	0	16	1
Burglary	0	0	0	0	0	0	3	1	3	0	0	0	0	1
Theft	168	60	0	0	0	0	38	6	7	0	2	0	29	6
Motor Vehicle Theft	0	0	0	0	0	0	2	1	0	0	0	0	2	1
Arson	0	0	0	0	0	0	1	0	0	0	0	0	1	0
Neg. Manslaughter	0	0	0	0	0	0	0	0	0	0	0	0	0	0
Simple Assault	7	0	0	0	0	0	11	2	0	0	4	1	7	1
Forgery/Counterfeiting	0	0	0	0	0	0	5	0	2	0	0	0	3	0
Fraud	0	0	0	0	0	0	178	0	7	0	0	0	171	0
Embezzlement	0	0	0	0	0	0	0	0	0	0	0	0	0	0
Stolen Property	1	2	0	0	0	0	2	5	0	0	0	0	2	5
Vandalism	0	0	0	0	0	0	3	1	0	0	0	0	3	1
Weapons Violation	9	3	0	0	0	0	2	0	0	0	0	0	2	0
Prostitution/Vice	0	0	0	0	0	0	0	0	0	0	0	0	0	0
Sex Offenses	3	3	0	0	0	0	0	0	0	0	0	0	0	0
Drug Sale/Mfg.	14	0	1	0	1	0	0	4	0	0	0	0	0	4
Drug Possession	24	3	9	0	9	0	8	4	0	0	2	0	6	4
Gambling	0	0	0	0	0	0	0	0	0	0	0	0	0	0
Family/Children Off.	2	0	0	0	0	0	3	0	0	0	0	0	3	0
DUI	66	3	13	0	13	0	106	1	26	0	29	0	51	1
Liquor Laws	3	0	0	0	0	0	12	0	6	0	6	0	0	0
Drunkenness	114	5	13	0	13	0	104	1	46	0	27	1	31	0
Disorderly Conduct	71	4	0	0	0	0	11	3	0	0	7	1	4	2
Vagrancy	0	0	0	0	0	0	0	0	0	0	0	0	0	0
Other (Except Traffic)	91	17	7	0	7	0	280	11	42	0	6	1	232	10
Suspicion	0	0	0	0	0	0	30	0	30	0	0	0	0	0
Curfew & Loitering	0	5	0	0	0	0	0	0	0	0	0	0	0	0
Runaways	0	0	0	0	0	0	0	0	0	0	0	0	0	0
Total	585	105	43	0	43	0	818	42	169	0	83	4	566	38

Narcotic Drug Laws 1998

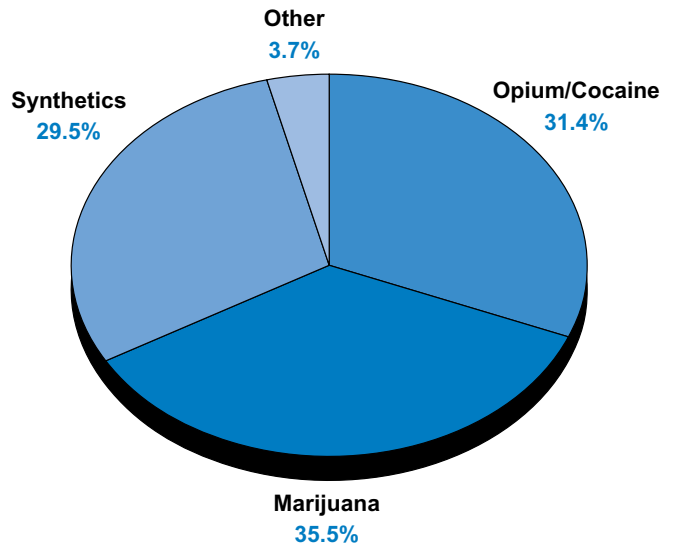
Total Arrests



Possession



Sale/Manufacture



Narcotic Drug Laws: Arrest by Contributor

1998

County/Agency	Sales/Manufacturing					Possession					Grand Total
	Opium/Cocaine	Marijuana	Synthetic Narcotics	Other Drugs	Sub-Total	Opium/Cocaine	Marijuana	Synthetic Narcotics	Other Drugs	Sub-Total	
Arkansas County	13	6	1	1	21	10	60	0	0	70	91
Sheriff	6	5	1	0	12	1	8	0	0	9	21
DeWitt	0	0	0	0	0	0	8	0	0	8	8
Stuttgart	7	1	0	1	9	9	44	0	0	53	62
Ashley County	2	2	13	0	17	16	142	63	3	224	241
Sheriff	2	2	13	0	17	5	68	51	0	124	141
Crossett	0	0	0	0	0	10	44	3	3	60	60
Hamburg	0	0	0	0	0	1	30	9	0	40	40
Baxter County	3	16	18	0	37	3	98	9	0	110	147
Sheriff	2	13	16	0	31	2	56	8	0	66	97
Mountain Home	1	3	2	0	6	1	42	1	0	44	50
Benton County	1	101	77	0	179	1	344	43	3	391	570
Sheriff	1	96	7	0	104	0	192	7	0	199	303
Bentonville	0	1	0	0	1	0	23	9	0	32	33
Lowell	0	0	4	0	4	0	26	3	0	29	33
NWACC	0	0	0	0	0	0	0	0	0	0	0
Rogers	0	4	48	0	52	1	77	14	3	95	147
Siloam Springs	0	0	18	0	18	0	26	10	0	36	54
Springdale	<i>See Washington County</i>										
Boone County	13	37	21	1	72	6	101	35	5	147	219
Sheriff	13	7	8	0	28	6	9	13	4	32	60
Harrison	0	30	13	1	44	0	92	22	1	115	159
Bradley County	9	18	8	0	35	5	14	0	0	19	54
Sheriff	1	2	2	0	5	1	8	0	0	9	14
Warren	8	16	6	0	30	4	6	0	0	10	40
Calhoun County	10	1	0	0	11	4	7	1	0	12	23
Sheriff	10	1	0	0	11	4	7	1	0	12	23
Carroll County	0	11	45	0	56	0	48	18	0	66	122
Sheriff	0	5	45	0	50	0	34	17	0	51	101
Berryville	0	0	0	0	0	0	11	0	0	11	11
Eureka Springs	0	3	0	0	3	0	0	1	0	1	4
Green Forest	0	3	0	0	3	0	3	0	0	3	6
Chicot County	12	35	1	0	48	4	39	0	0	43	91
Sheriff	0	0	0	0	0	0	0	0	0	0	0
Dermott	0	24	0	0	24	0	12	0	0	12	36
Eudora	1	1	0	0	2	1	0	0	0	1	3
Lake Village	11	10	1	0	22	3	27	0	0	30	52
Clark County	6	7	5	0	18	4	98	1	0	103	121
Sheriff	1	3	5	0	9	1	14	1	0	16	25
Arkadelphia	5	2	0	0	7	2	70	0	0	72	79
Gurdon	0	1	0	0	1	0	9	0	0	9	10
HSU	0	1	0	0	1	1	5	0	0	6	7
Clay County	0	1	18	0	19	1	27	52	1	81	100
Sheriff	0	0	14	0	14	1	6	42	0	49	63
Corning	0	0	2	0	2	0	7	3	0	10	12
Piggott	0	1	2	0	3	0	14	7	1	22	25
Cleburne County	0	19	19	0	38	0	48	9	1	58	96
Sheriff	0	12	17	0	29	0	22	9	0	31	60
Heber Springs	0	7	2	0	9	0	26	0	1	27	36
Cleveland County	0	3	5	0	8	0	6	4	0	10	18
Sheriff	0	3	5	0	8	0	6	4	0	10	18

Narcotic Drug Laws: Arrest by Contributor

1998

County/Agency	Sales/Manufacturing					Possession					Grand Total
	Opium/Cocaine	Marijuana	Synthetic Narcotics	Other Drugs	Sub-Total	Opium/Cocaine	Marijuana	Synthetic Narcotics	Other Drugs	Sub-Total	
Columbia County	1	0	0	0	1	26	31	0	0	57	58
Sheriff	1	0	0	0	1	1	5	0	0	6	7
Magnolia	0	0	0	0	0	25	26	0	0	51	51
SAU	0	0	0	0	0	0	0	0	0	0	0
Conway County	3	5	0	0	8	18	37	8	0	63	71
Sheriff	3	4	0	0	7	7	24	8	0	39	46
Morrilton	0	1	0	0	1	11	13	0	0	24	25
Craighead County	91	18	20	15	144	181	205	44	19	449	593
Sheriff	5	13	20	15	53	20	86	41	18	165	218
ASU	0	0	0	0	0	0	10	0	0	10	10
Jonesboro	86	5	0	0	91	161	109	3	1	274	365
Crawford County	2	36	33	5	76	9	140	68	8	225	301
Sheriff	1	17	22	0	40	3	35	35	2	75	115
Alma	0	0	3	1	4	0	14	0	1	15	19
Mulberry	0	6	0	0	6	6	11	1	0	18	24
Van Buren	1	13	8	4	26	0	80	32	5	117	143
Crittenden County	16	7	5	2	30	234	344	18	4	600	630
Sheriff	0	1	0	0	1	25	97	1	0	123	124
Earle	0	1	0	2	3	3	1	0	0	4	7
Marion	0	5	2	0	7	1	53	8	0	62	69
West Memphis	16	0	3	0	19	205	193	9	4	411	430
Cross County	0	3	2	1	6	1	15	4	0	20	26
Sheriff	0	0	0	0	0	0	5	0	0	5	5
Wynne	0	3	2	1	6	1	10	4	0	15	21
Dallas County	7	11	2	0	20	11	44	2	0	57	77
Sheriff	2	6	2	0	10	5	6	2	0	13	23
Fordyce	5	5	0	0	10	6	38	0	0	44	54
Desha County	32	6	0	0	38	27	97	0	0	124	162
Sheriff	0	0	0	0	0	0	0	0	0	0	0
Dumas	28	6	0	0	34	27	48	0	0	75	109
McGehee	4	0	0	0	4	0	49	0	0	49	53
Drew County	1	4	2	0	7	1	30	2	0	33	40
Sheriff	0	3	2	0	5	0	0	1	0	1	6
Monticello	1	1	0	0	2	1	29	1	0	31	33
UAM	0	0	0	0	0	0	1	0	0	1	1
Faulkner County	17	19	35	1	72	17	214	27	107	365	437
Sheriff	4	8	6	0	18	3	58	8	0	69	87
Conway	13	10	29	1	53	12	140	18	107	277	330
Greenbrier	0	1	0	0	1	0	1	0	0	1	2
UCA	0	0	0	0	0	2	15	1	0	18	18
Franklin County	18	14	2	0	34	18	141	5	3	167	201
Sheriff	16	14	2	0	32	12	110	5	3	130	162
Ozark	2	0	0	0	2	6	31	0	0	37	39
Fulton County	1	1	11	0	13	0	16	0	0	16	29
Sheriff	1	1	11	0	13	0	16	0	0	16	29
Garland County	4	15	18	1	38	54	123	60	5	242	280
Sheriff	1	14	18	0	33	7	43	60	0	110	143
Hot Springs	3	1	0	1	5	47	80	0	5	132	137

Narcotic Drug Laws: Arrest by Contributor

1998

County/Agency	Sales/Manufacturing					Possession					Grand Total
	Opium/Cocaine	Marijuana	Synthetic Narcotics	Other Drugs	Sub-Total	Opium/Cocaine	Marijuana	Synthetic Narcotics	Other Drugs	Sub-Total	
Grant County	4	6	1	3	14	0	35	6	6	47	61
Sheriff	4	6	0	1	11	0	20	3	6	29	40
Sheridan	0	0	1	2	3	0	15	3	0	18	21
Greene County	76	3	22	0	101	22	95	35	1	153	254
Sheriff	76	0	0	0	76	15	35	7	0	57	133
Paragould	0	3	22	0	25	7	60	28	1	96	121
Hempstead County	11	22	0	21	54	9	87	4	47	147	201
Sheriff	6	15	0	21	42	4	31	1	47	83	125
Hope	5	7	0	0	12	5	56	3	0	64	76
Hot Spring County	9	11	1	1	22	10	33	0	2	45	67
Sheriff	7	3	0	0	10	4	24	0	1	29	39
Malvern	2	8	1	1	12	6	9	0	1	16	28
Howard County	2	7	0	0	9	6	50	0	0	56	65
Sheriff	2	7	0	0	9	6	38	0	0	44	53
Nashville	0	0	0	0	0	0	12	0	0	12	12
Independence County	0	1	0	0	1	0	6	0	3	9	10
Sheriff	0	1	0	0	1	0	6	0	3	9	10
Izard County	1	0	3	5	9	0	15	0	0	15	24
Sheriff	1	0	3	5	9	0	15	0	0	15	24
Horseshoe Bend	0	0	0	0	0	0	0	0	0	0	0
Jackson County	6	2	10	0	18	12	52	27	0	91	109
Sheriff	4	0	10	0	14	5	22	27	0	54	68
Newport	2	2	0	0	4	7	24	0	0	31	35
Tuckerman	0	0	0	0	0	0	6	0	0	6	6
Jefferson County	24	11	20	1	56	44	148	4	0	196	252
Sheriff	12	3	1	1	17	9	17	1	0	27	44
Pine Bluff	12	7	19	0	38	35	131	3	0	169	207
UAPB	0	1	0	0	1	0	0	0	0	0	1
Johnson County	2	19	7	0	28	3	63	9	1	76	104
Sheriff	1	9	7	0	17	2	36	9	1	48	65
Clarksville	1	10	0	0	11	1	27	0	0	28	39
Lafayette County	4	1	0	0	5	3	20	0	0	23	28
Sheriff	4	1	0	0	5	3	20	0	0	23	28
Lawrence County	1	2	28	0	31	20	125	18	5	168	199
Sheriff	0	0	26	0	26	16	108	17	2	143	169
Hoxie	1	0	0	0	1	4	12	0	3	19	20
Walnut Ridge	0	2	2	0	4	0	5	1	0	6	10
Lee County	2	7	0	0	9	8	78	4	0	90	99
Sheriff	2	3	0	0	5	5	12	4	0	21	26
Marianna	0	4	0	0	4	3	66	0	0	69	73
Lincoln County	4	2	1	0	7	4	10	0	1	15	22
Sheriff	4	2	1	0	7	0	8	0	1	9	16
Star City	0	0	0	0	0	4	2	0	0	6	6
Little River County	4	16	6	0	26	3	73	2	0	78	104
Sheriff	3	9	5	0	17	3	44	2	0	49	66
Ashdown	1	7	1	0	9	0	29	0	0	29	38

Narcotic Drug Laws: Arrest by Contributor

1998

County/Agency	Sales/Manufacturing					Possession					Grand Total
	Opium/Cocaine	Marijuana	Synthetic Narcotics	Other Drugs	Sub-Total	Opium/Cocaine	Marijuana	Synthetic Narcotics	Other Drugs	Sub-Total	
Logan County	0	0	0	0	0	0	21	3	0	24	24
Sheriff	0	0	0	0	0	0	9	3	0	12	12
Booneville	0	0	0	0	0	0	4	0	0	4	4
Paris	0	0	0	0	0	0	8	0	0	8	8
Lonoke County	9	21	3	0	33	18	106	6	1	131	164
Sheriff	0	8	1	0	9	0	20	2	0	22	31
Cabot	0	1	2	0	3	0	45	4	0	49	52
Carlisle	0	3	0	0	3	0	0	0	0	0	3
England	3	4	0	0	7	4	14	0	0	18	25
Lonoke	6	5	0	0	11	14	27	0	1	42	53
Madison County	0	11	1	0	12	0	18	3	0	21	33
Sheriff	0	11	1	0	12	0	18	3	0	21	33
Marion County	6	23	13	0	42	0	30	8	0	38	80
Sheriff	4	19	10	0	33	0	19	8	0	27	60
Bull Shoals	0	3	0	0	3	0	0	0	0	0	3
Flippin	2	1	3	0	6	0	11	0	0	11	17
Miller County	40	45	18	0	103	36	174	1	2	213	316
Sheriff	17	18	13	0	48	17	54	0	0	71	119
Texarkana	23	27	5	0	55	19	120	1	2	142	197
Mississippi County	5	41	19	0	65	60	224	12	37	333	398
Sheriff	4	40	19	0	63	6	52	5	1	64	127
Blytheville	1	1	0	0	2	7	118	5	36	166	168
Osceola	0	0	0	0	0	47	54	2	0	103	103
Monroe County	16	22	0	0	38	25	101	0	0	126	164
Sheriff	15	10	0	0	25	24	63	0	0	87	112
Brinkley	1	12	0	0	13	1	38	0	0	39	52
Montgomery County	1	16	1	2	20	2	21	0	0	23	43
Sheriff	1	16	1	2	20	2	21	0	0	23	43
Nevada County	2	7	0	0	9	2	25	2	0	29	38
Sheriff	2	5	0	0	7	2	24	2	0	28	35
Prescott	0	2	0	0	2	0	1	0	0	1	3
Newton County	3	6	3	0	12	1	10	2	0	13	25
Sheriff	3	6	3	0	12	1	10	2	0	13	25
Ouachita County	13	21	0	0	34	18	186	0	0	204	238
Sheriff	13	19	0	0	32	18	56	0	0	74	106
Camden	0	2	0	0	2	0	130	0	0	130	132
Perry County	2	0	28	0	30	1	30	3	0	34	64
Sheriff	2	0	28	0	30	1	30	3	0	34	64
Phillips County	18	20	26	0	64	12	60	0	0	72	136
Sheriff	12	8	25	0	45	1	1	0	0	2	47
Elaine	0	1	0	0	1	0	0	0	0	0	1
Helena	0	5	0	0	5	0	39	0	0	39	44
West Helena	6	6	1	0	13	11	20	0	0	31	44
Pike County	0	1	3	0	4	3	40	3	1	47	51
Sheriff	0	1	3	0	4	3	40	3	1	47	51
Poinsett County	35	3	0	0	38	61	107	20	1	189	227
Sheriff	35	1	0	0	36	60	30	0	0	90	126
Marked Tree	0	2	0	0	2	1	14	15	1	31	33
Trumann	0	0	0	0	0	0	63	5	0	68	68

Narcotic Drug Laws: Arrest by Contributor

1998

County/Agency	Sales/Manufacturing					Possession					Grand Total
	Opium/Cocaine	Marijuana	Synthetic Narcotics	Other Drugs	Sub-Total	Opium/Cocaine	Marijuana	Synthetic Narcotics	Other Drugs	Sub-Total	
Polk County	1	12	2	0	15	0	55	22	2	79	94
Sheriff	0	10	2	0	12	0	30	14	2	46	58
Mena	1	2	0	0	3	0	25	8	0	33	36
Pope County	0	0	0	0	0	13	311	2	45	371	371
Sheriff	0	0	0	0	0	0	50	2	0	52	52
Russellville	0	0	0	0	0	13	261	0	45	319	319
Prairie County	3	12	5	0	20	0	20	4	0	24	44
Sheriff	0	3	5	0	8	0	6	4	0	10	18
Des Arc	3	9	0	0	12	0	8	0	0	8	20
Hazen	0	0	0	0	0	0	6	0	0	6	6
Pulaski County	214	103	19	5	341	527	959	156	105	1,747	2,088
Sheriff	16	5	12	0	33	69	110	22	0	201	234
Jacksonville	2	0	0	1	3	28	95	14	1	138	141
Little Rock	105	96	7	0	208	347	531	30	5	913	1,121
Maumelle	0	1	0	0	1	0	8	0	3	11	12
North Little Rock	91	0	0	4	95	80	132	85	76	373	468
Sherwood	0	0	0	0	0	3	82	5	20	110	110
UALR	0	1	0	0	1	0	1	0	0	1	2
UAMS	0	0	0	0	0	0	0	0	0	0	0
Randolph County	1	5	32	0	38	0	28	14	0	42	80
Sheriff	0	1	29	0	30	0	19	14	0	33	63
Pocahontas	1	4	3	0	8	0	9	0	0	9	17
St. Francis County	65	49	54	1	169	19	116	6	0	141	310
Sheriff	58	46	50	1	155	1	77	5	0	83	238
Forrest City	7	3	4	0	14	18	39	1	0	58	72
Saline County	17	41	28	15	101	29	140	34	38	241	342
Sheriff	16	11	21	15	63	25	61	19	30	135	198
Benton	1	7	7	0	15	4	69	15	8	96	111
Bryant	0	23	0	0	23	0	10	0	0	10	33
Scott County	1	0	21	0	22	0	19	0	2	21	43
Sheriff	0	0	21	0	21	0	11	0	0	11	32
Waldron	1	0	0	0	1	0	8	0	2	10	11
Searcy County	0	7	3	0	10	0	17	2	0	19	29
Sheriff	0	7	3	0	10	0	17	2	0	19	29
Sebastian County	67	75	89	0	231	39	397	57	2	495	726
Sheriff	0	6	3	0	9	0	31	5	1	37	46
Barling	0	1	0	0	1	0	31	0	0	31	32
Fort Smith	67	66	86	0	219	39	320	50	1	410	629
Greenwood	0	2	0	0	2	0	15	2	0	17	19
Sevier County	0	7	15	1	23	0	26	4	0	30	53
Sheriff	0	7	14	1	22	0	20	4	0	24	46
DeQueen	0	0	1	0	1	0	6	0	0	6	7
Sharp County	0	5	21	3	29	0	19	14	0	33	62
Sheriff	0	5	21	3	29	0	19	14	0	33	62
Stone County	0	5	11	0	16	0	29	5	1	35	51
Sheriff	0	3	10	0	13	0	12	5	1	18	31
Mountain View	0	2	1	0	3	0	17	0	0	17	20

Narcotic Drug Laws: Arrest by Contributor

1998

County/Agency	Sales/Manufacturing					Possession					Grand Total
	Opium/Cocaine	Marijuana	Synthetic Narcotics	Other Drugs	Sub-Total	Opium/Cocaine	Marijuana	Synthetic Narcotics	Other Drugs	Sub-Total	
Union County	52	30	4	0	86	42	129	4	0	175	261
Sheriff	5	7	1	0	13	9	18	1	0	28	41
El Dorado	46	23	3	0	72	33	110	3	0	146	218
Smackover	1	0	0	0	1	0	1	0	0	1	2
Van Buren County	1	12	28	0	41	1	24	30	1	56	97
Sheriff	1	12	28	0	41	1	24	30	1	56	97
Washington County	13	44	54	36	147	38	479	133	62	712	859
Sheriff	1	16	14	1	32	0	23	7	2	32	64
Farmington	0	4	3	0	7	0	23	2	0	25	32
Fayetteville	12	11	30	16	69	35	234	111	23	403	472
Greenland	0	0	0	0	0	0	16	0	1	17	17
Lincoln	0	1	0	0	1	0	4	4	0	8	9
Prairie Grove	0	1	4	0	5	3	22	9	0	34	39
Springdale	0	11	2	19	32	0	121	0	32	153	185
U of A Fayetteville	0	0	1	0	1	0	32	0	0	32	33
West Fork	0	0	0	0	0	0	4	0	4	8	8
White County	40	22	17	1	80	28	132	55	7	222	302
Sheriff	40	0	12	1	53	28	40	44	1	113	166
Bald Knob	0	5	0	0	5	0	64	0	1	65	70
Beebe	0	2	0	0	2	0	12	3	1	16	18
Judsonia	0	6	0	0	6	0	1	0	0	1	7
Searcy	0	9	5	0	14	0	15	8	4	27	41
Woodruff County	0	1	0	0	1	0	3	6	0	9	10
Sheriff	0	1	0	0	1	0	3	6	0	9	10
Yell County	2	2	0	0	4	0	8	1	3	12	16
Sheriff	0	0	0	0	0	0	0	0	0	0	0
Danville	0	0	0	0	0	0	2	0	0	2	2
Dardanelle	2	2	0	0	4	0	6	1	3	10	14
Total	1,039	1,175	978	122	3,314	1,770	7,423	1,194	535	10,922	14,236